



#### Fund Profile

Zwitserleven Index Aandelenfonds Opkomende Landen invests, via Cardano ESG Transition Enhanced Index Equity Emerging Markets, in a sustainable manner in shares of listed companies in Emerging Markets. The fund is managed on a systematic basis. The objective is to approach the return of the MSCI Emerging Markets Index Net EUR as much as possible, taking into account the exclusion criteria. Investments are only made in shares which are not excluded on the basis of the General Exclusion Criteria as formulated by Cardano. This results in a deviation (tracking error) with respect to the index. The cash that becomes available due to the exclusion of companies is invested such that the tracking error is minimised. Securities lending is not permitted and currency risk will not be hedged.

#### Performance and risk characteristics

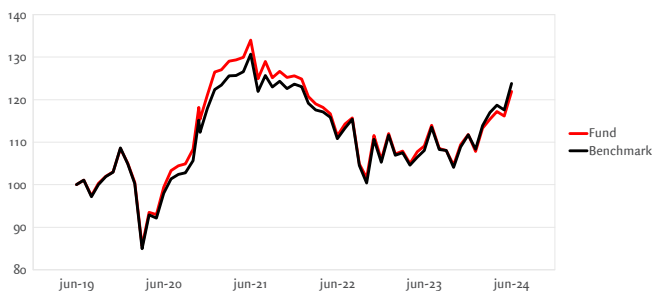
	Fund	Benchmark
Standard deviation 36 m	13,52%	13,75%
Sharpe ratio 36m	-0,34	-0,24
Tracking error (ex-ante)	1,11%	
Percentage ESG exclusions	47,29%	

#### Net Performance<sup>2</sup>

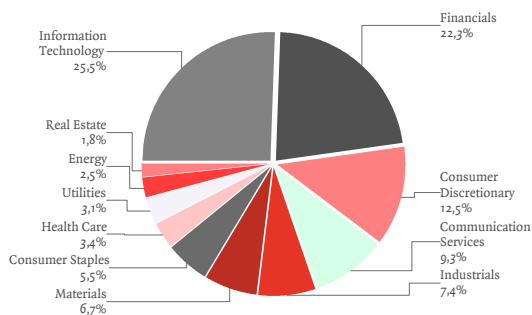
	Fund	Benchmark
1 month	4,96%	5,29%
3 months	5,62%	5,81%
12 months	11,75%	14,57%
3 years, annualised <sup>1)</sup>	-3,10%	-1,81%
5 years, annualised <sup>1)</sup>	4,04%	4,36%
2024	9,05%	10,79%

	2019	2020	2021	2022	2023
Fund	20,41%	11,58%	3,72%	-15,72%	5,61%
Benchmark	20,60%	8,54%	4,86%	-14,85%	6,11%

#### Price Index Fund<sup>2</sup>



#### Sectors



#### Key Information as of June 30th 2024

Investment Institution	Zwitserleven Beleggingsfondsen
Currency	Euro
Inception Date	11-25-2020
Fund Manager	Cardano Asset Management N.V.
Asset Manager	Cardano Asset Management N.V.
Country of Residence	The Netherlands
Benchmark	MSCI Emerging Markets Index Net EUR
Ongoing charges figure	0,020% (2023)
Obtainable via	Insurance product Zwitserleven

#### Prices (Euro) and Facts

Net Asset Value End of Month	25,78
Highest price 12 months	26,05
Lowest price 12 months	22,02
Fund size	537.815.326
Outstanding participations	20.859.730
SFDR classification	8

#### Fundamental Investment Principles (ESG-criteria)



#### Sustainability and Impact<sup>3</sup>



ESG-score  
58




CO<sub>2</sub>-uitstoot  
41.000  
in tonnen



Waternutrient  
15.000  
in liter (x1000)

#### Instruments ESG-policy



#### Top Holdings

Taiwan Semiconductor Manu	9,90%	China Construction Bank-H	1,21%
Tencent Holdings Ltd	4,36%	Sk Innovation Co Ltd	1,15%
Samsung Electronics Co Ltd	3,86%	Pdd Holdings Inc	1,09%
Alibaba Group Holding Ltd	2,03%	Icici Bank Ltd	1,05%
Sk Hynix Inc	1,39%	Mediatek Inc	0,98%

#### Currency and country allocation

TWD	19,40%	China	22,18%
INR	18,98%	Taiwan	19,38%
HKD	18,94%	India	19,03%
KRW	12,46%	Korea, Republic Of	12,49%
BRL	4,25%	Brazil	4,26%
Other	25,97%	Others	22,66%