



## Zwitserleven Index Aandelenfonds Noord-Amerika

### Fund Profile

Zwitserleven Index Aandelenfonds Noord-Amerika invests directly and indirectly, via Cardano ESG Transition Enhanced Index Equity North America, in a sustainable manner in shares of listed North American companies. The fund is managed on a systematic basis. The objective is to approach the return of the MSCI North America Index Net EUR as much as possible, taking into account the exclusion criteria. Investments are only made in shares which are not excluded on the basis of the General Exclusion Criteria as formulated by Cardano. This results in a deviation (tracking error) with respect to the index. The cash that becomes available due to the exclusion of companies is invested such that the tracking error is minimised. Securities lending is not permitted and currency risk will not be hedged.

### Performance and risk characteristics

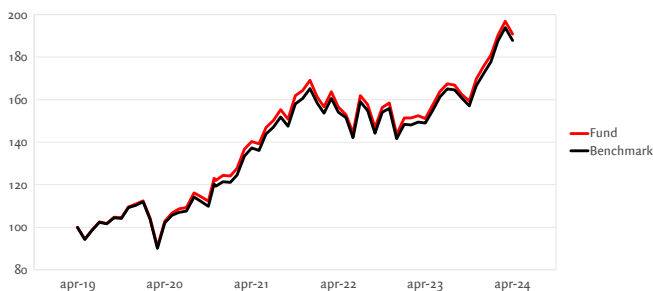
	Fund	Benchmark
Standard deviation 36 m	15,49%	15,27%
Sharpe ratio 36m	0,61	0,63
Tracking error (ex-ante)	0,82%	
Percentage ESG exclusions	20,89%	

### Net Performance<sup>2</sup>

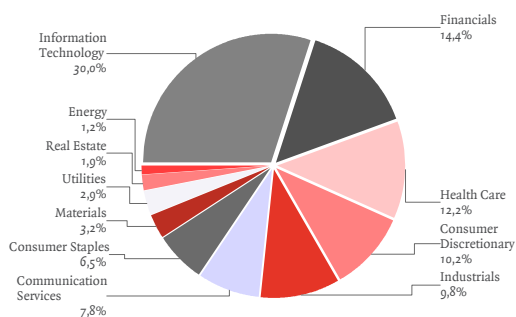
	Fund	Benchmark
1 month	-3,09%	-3,16%
3 months	5,40%	5,65%
12 months	26,25%	26,03%
3 years, annualised <sup>1)</sup>	10,77%	11,02%
5 years, annualised <sup>1)</sup>	13,79%	13,43%
2024	8,62%	8,98%

	2019	2020	2021	2022	2023
Fund	33,85%	12,21%	35,88%	-15,05%	22,30%
Benchmark	33,10%	10,04%	36,04%	-14,25%	21,70%

### Price Index Fund<sup>2</sup>



### Sectors



### Key Information as of April 30th 2024

Investment Institution	Zwitserleven Institutionele Beleggingsfondsen
Currency	Euro
Inception Date	11-25-2020
Fund Manager	Cardano Asset Management N.V.
Asset Manager	Cardano Asset Management N.V.
Country of Residence	The Netherlands
Benchmark	MSCI North America Index Net EUR
Ongoing charges figure	0,020% (2023)
Obtainable via	Insurance product Zwitserleven

### Prices (Euro) and Facts

Net Asset Value End of Month	38,78
Highest price 12 months	40,02
Lowest price 12 months	30,12
Fund size	2.280.175.942
Outstanding participations	58.791.628
SFDR classification	8

### Fundamental Investment Principles (ESG-criteria)\*



\* Click the symbols for more information

### Sustainability and Impact<sup>3</sup>



ESG-score  
65




CO<sub>2</sub>-uitstoot  
63.000  
in tonnen



Waterverbruik  
6.000  
in liter (x1000)

### Instruments ESG-policy

(\*Click the symbols for more information)



### Top Holdings

Microsoft Corp	6,08%	Alphabet Inc-CI C	1,96%
Apple Computer Inc	5,46%	Eli Lilly & Co	1,55%
Nvidia	4,69%	Broadcom Inc	1,36%
Amazon.Com	3,62%	Jpmorgan Chase & Co	1,27%
Alphabet Inc-CI A	2,25%	Tesla Inc	1,16%

### Currency and country allocation

USD	95,66%	United States	93,18%
CAD	4,22%	Canada	4,44%
EUR	0,12%	Ireland	1,00%
Other	0,00%	Switzerland	0,37%
		United Kingdom	0,37%
		Others	0,65%