

Fund Profile

Cardano ESG Transition Emerging Markets Debt (H.C.) invests exclusively in emerging market government bonds and other tradable fixed-income debt securities issued by emerging markets government and (semi-) government agencies, or government-related companies. The objective is to at least match the return of the benchmark using an active investment strategy, and taking into account the Cardano Sustainable Investment Policy. The fund promotes environmental and social characteristics as referred to in Article 8 of the SFDR, pursuing one or more long-term Cardano Sustainability Objectives. Investments for this fund are made only in (bonds of) companies and institutions categorized by Cardano as ‘adaptive’, ‘sustainable’ or ‘positive impact’, so that investments are made both in companies and institutions that are already sustainable as in companies and institutions that are willing and able to make the transition to a sustainable world. All companies and institutions in the investment universe are assigned an ESG score, combining to a weighted ESG score for the fund. Currency risk is hedged as much as possible.

Key Information

ISIN Code: NL0015063751

Type of Fund: Fixed Income

Currency: Euro

Stock Exchange Listing: Euronext Amsterdam

Trading Frequency: Daily

Fund Manager: Cardano Asset Management N.V.

Investment Institution: Cardano ESGT EM Debt

Country of Residence: The Netherlands

Inception Date: 10/06/2020

Inception Date Share Class:

Benchmark: JP Morgan Emerging Markets Bond Index Global Diversified (Euro Hedged)

Fund Facts

NAV End of Month: €27.84

Fund Size: €870,025,748

Outstanding Participations: 31,256,292

Dividend Paying: No

Holdings in Portfolio: 234

Price End of Month: €27.91

Lowest Price 12 Months: €24.98

Highest Price 12 Months: €27.92

Fees & Charges

Ongoing Charges: 0.380%

Management Fee: 0.350%

Service Fee: 0.030%

Entry Fee: 0.240%

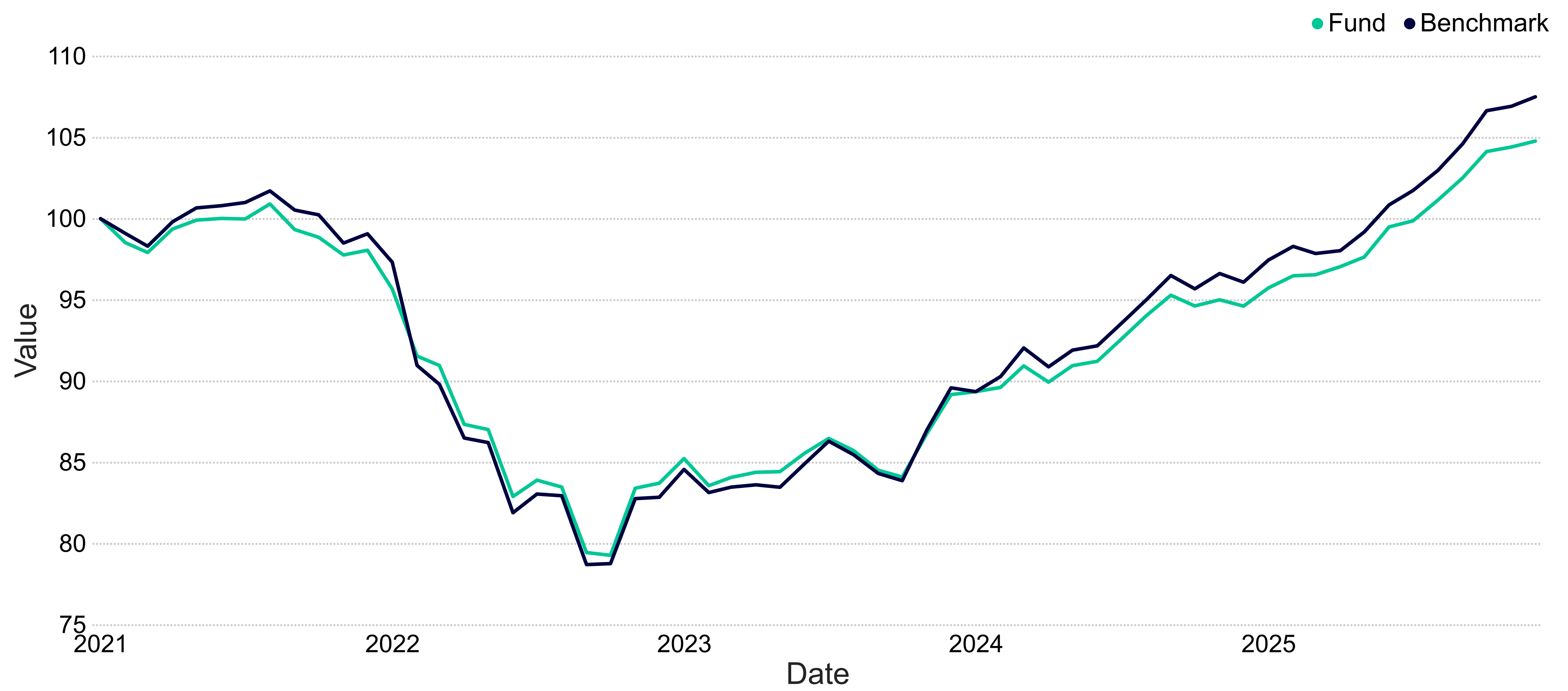
Exit Fee: 0.120%

Sustainability

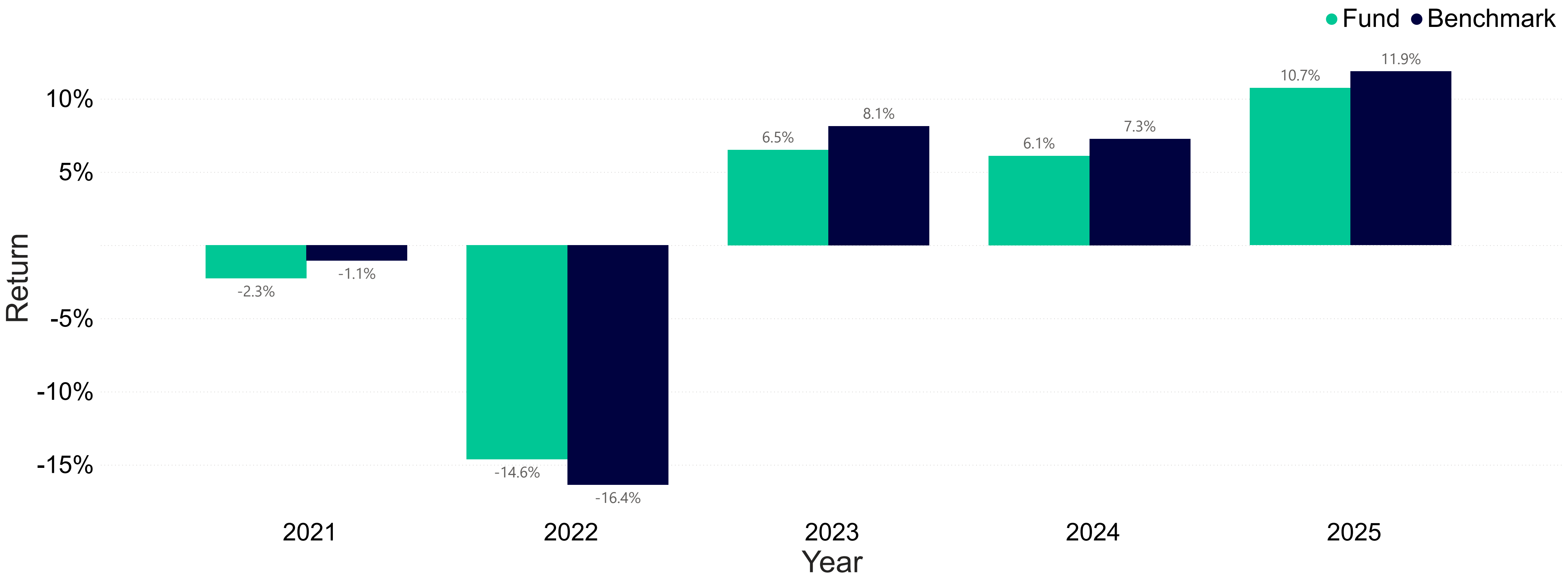
SFDR Classification: Art. 8

Percentage Sustainability Bonds: 11.17%

Cumulative Performance (Net of Fees)



Calendar Year Return (Net of Fees)



Returns (Net of Fees)

| | Portfolio | Benchmark | Excess Return |
|-------------------|-----------|-----------|---------------|
| Month-to-date | 0.35% | 0.55% | -0.20% |
| Year-to-date | 10.74% | 11.87% | -1.14% |
| 3 Months Rolling | 2.21% | 2.77% | -0.56% |
| 12 Months Rolling | 10.74% | 11.87% | -1.14% |
| 3 Year Annualised | 7.76% | 9.07% | -1.30% |
| 5 Year Annualised | 0.87% | 1.43% | -0.56% |
| Since Inception | 1.99% | 2.50% | -0.51% |

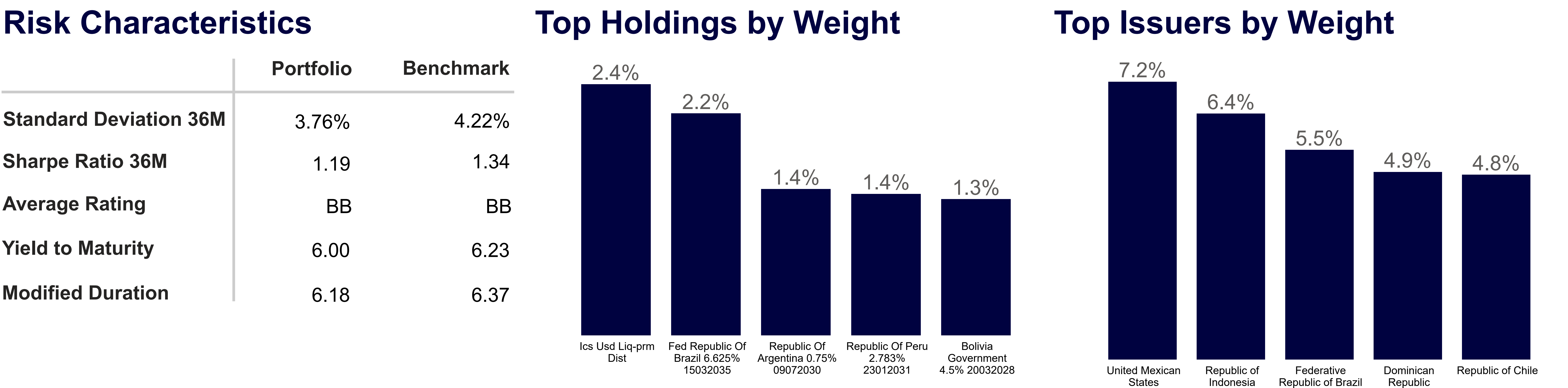
Morningstar

Morningstar Rating: ★★★★★

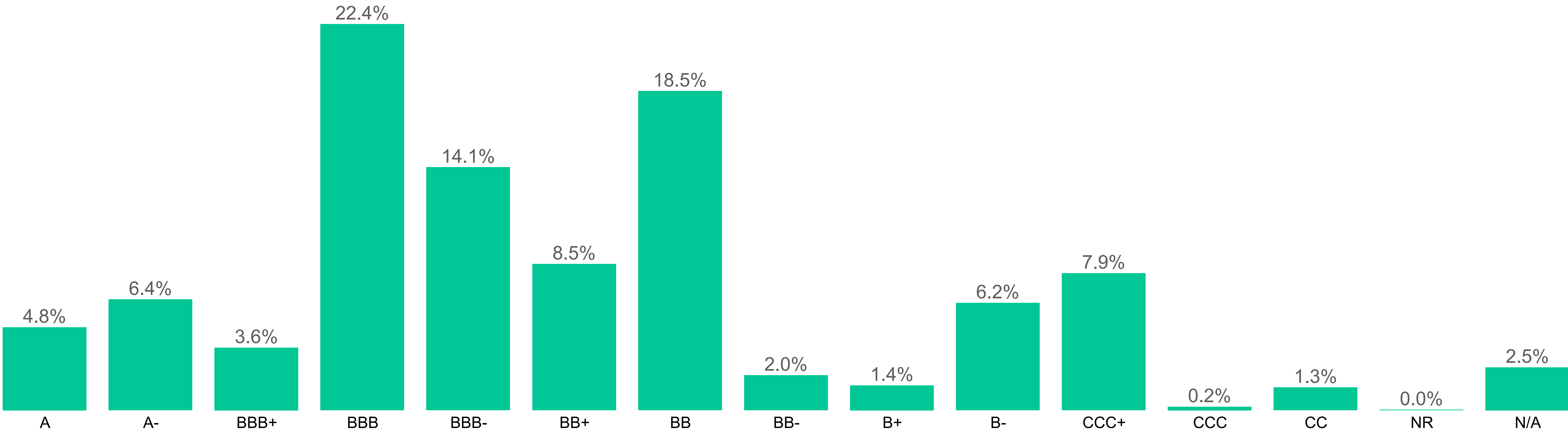
Morningstar Category: EAA Fund Global Emerging Markets Bond - EUR Biased

Morningstar Peer Group Ranking: 41

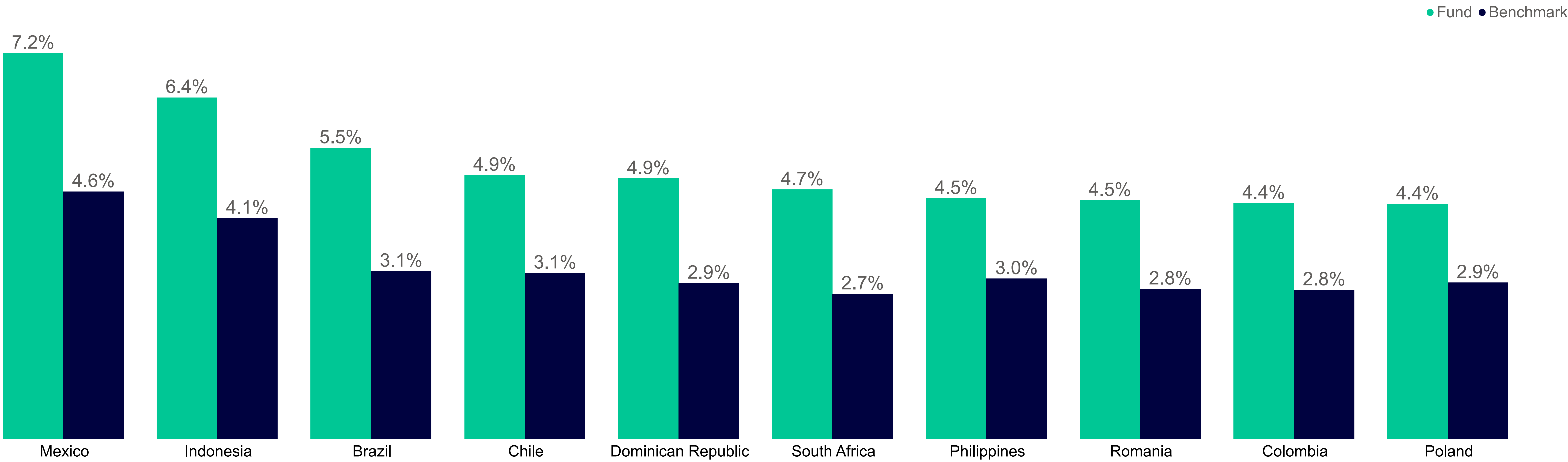
Factsheet as of end of December 2025



Ratings Breakdown - Fixed Income Exposure

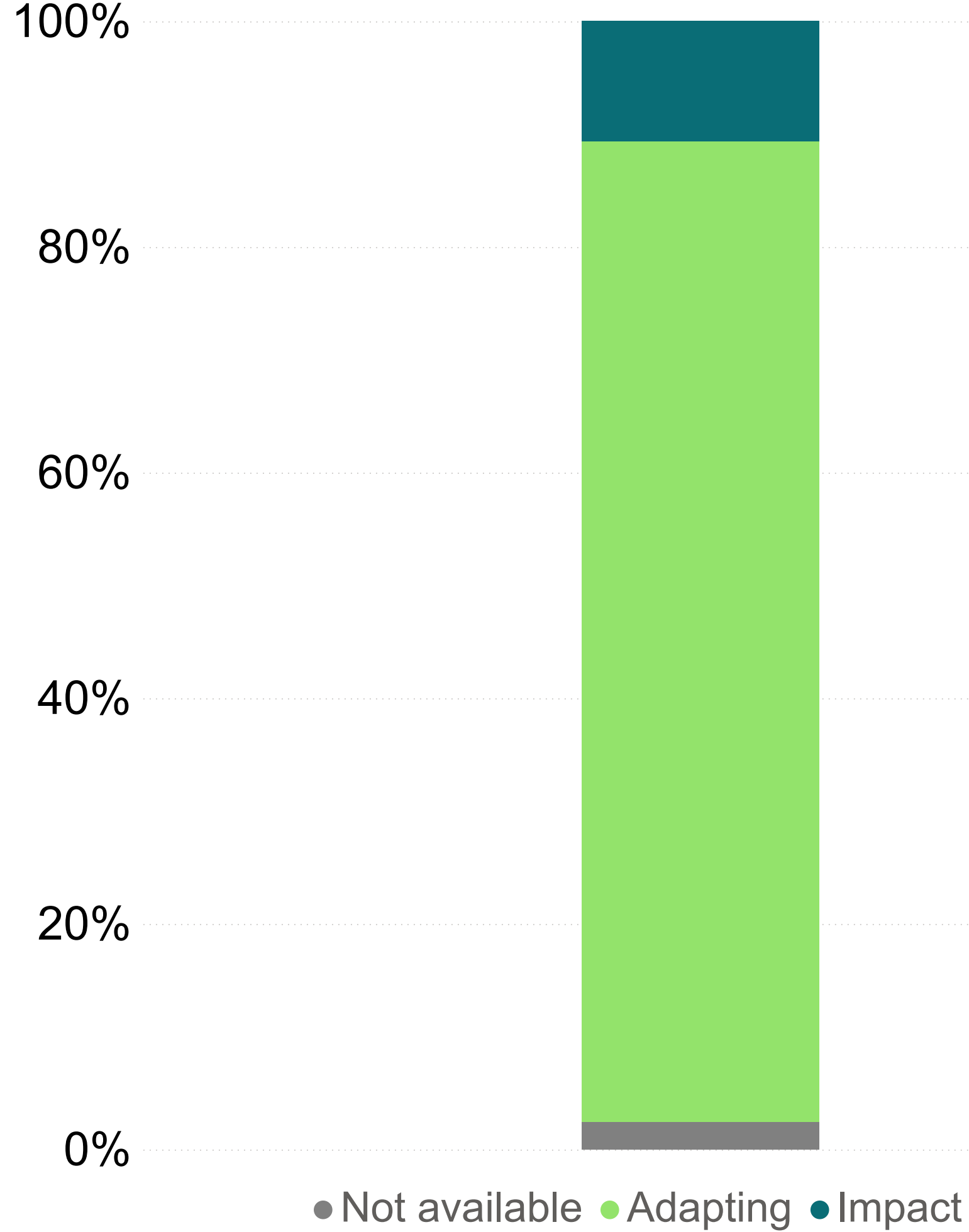


Country Allocation (Top by Weight)



Sustainable Investment Framework

Portfolio Weighting by Category



Carbon Footprint (Scope 1 and 2)

