



Fund Profile

Zwitslerleven Index Aandelenfonds Opkomende Landen invests, via Cardano ESG Transition Enhanced Index Equity Emerging Markets, in a sustainable manner in shares of listed companies in Emerging Markets. The fund is managed on a systematic basis. The objective is to approach the return of the MSCI Emerging Markets Index Net EUR as much as possible, taking into account the exclusion criteria. Investments are only made in shares which are not excluded on the basis of the General Exclusion Criteria as formulated by Cardano. This results in a deviation (tracking error) with respect to the index. The cash that becomes available due to the exclusion of companies is invested such that the tracking error is minimised. Securities lending is not permitted and currency risk will not be hedged.

Key Information

Type of Fund: Equity

Currency: Euro

Trading Frequency: Daily

Fund Manager: Cardano Asset Management N.V.

Investment Institution: Zwitslerleven Beleggingsfondsen

Country of Residence: The Netherlands

Inception Date: 25/11/2020

NAV End of Month: €36.18

Benchmark: MSCI Emerging Markets Index Net EUR

Cumulative Performance (Net of Fees)



Fund Facts

Fund Size: €1,041,069,256

Outstanding Participations: 28,775,846

Dividend Paying: No

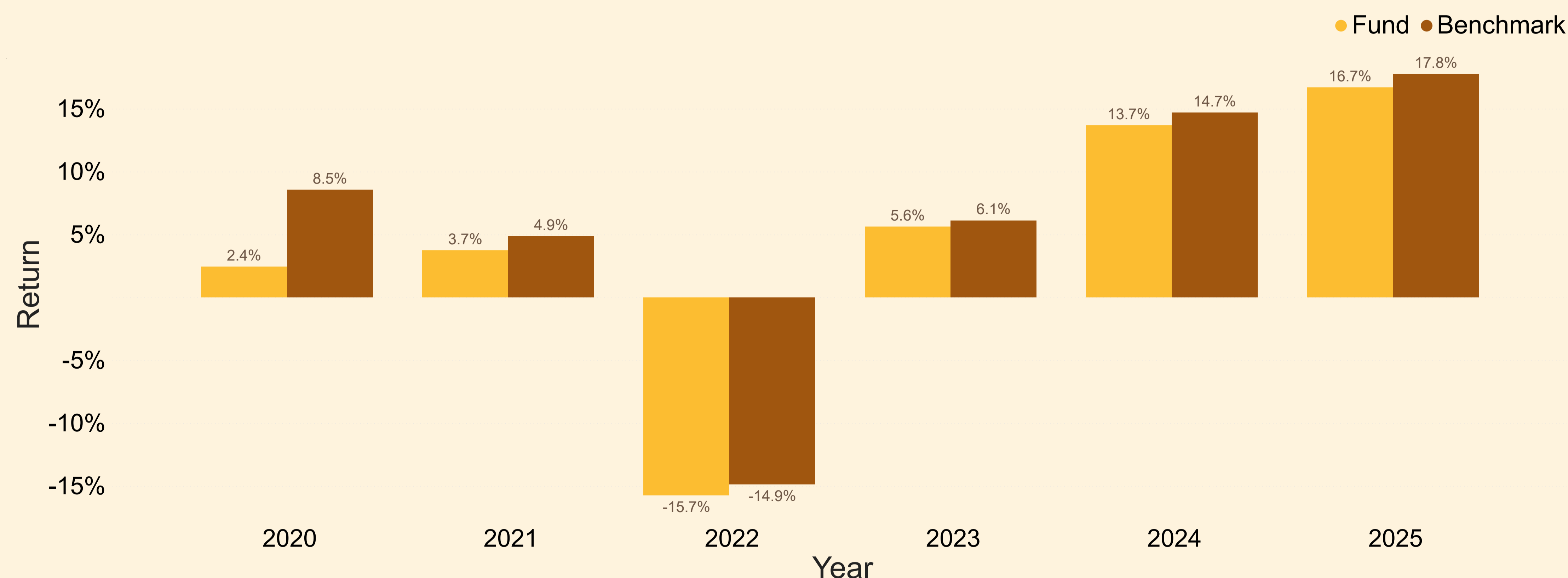
Holdings in Portfolio: 1

Price End of Month: €36.66

Lowest Price 12 Months: €25.59

Highest Price 12 Months: €36.74

Calendar Year Return (Net of Fees)



Fees & Charges

Management Fee: 0.020%

Entry Fee: 0.150%

Exit Fee: 0.220%

Ongoing Charges: 0.020%

Returns (Net of Fees)

	Portfolio	Benchmark	Excess Return
Month-to-Date	13.52%	12.67%	0.84%
2026	15.38%	14.66%	0.72%
3 Months Rolling	7.57%	6.70%	0.87%
12 Months Rolling	41.60%	42.14%	-0.54%
3 Year Annualised	17.66%	18.25%	-0.59%
5 Year Annualised	5.75%	6.61%	-0.85%

Sustainability

SFDR Classification: Article 8

Number of Exclusions: 487

Morningstar

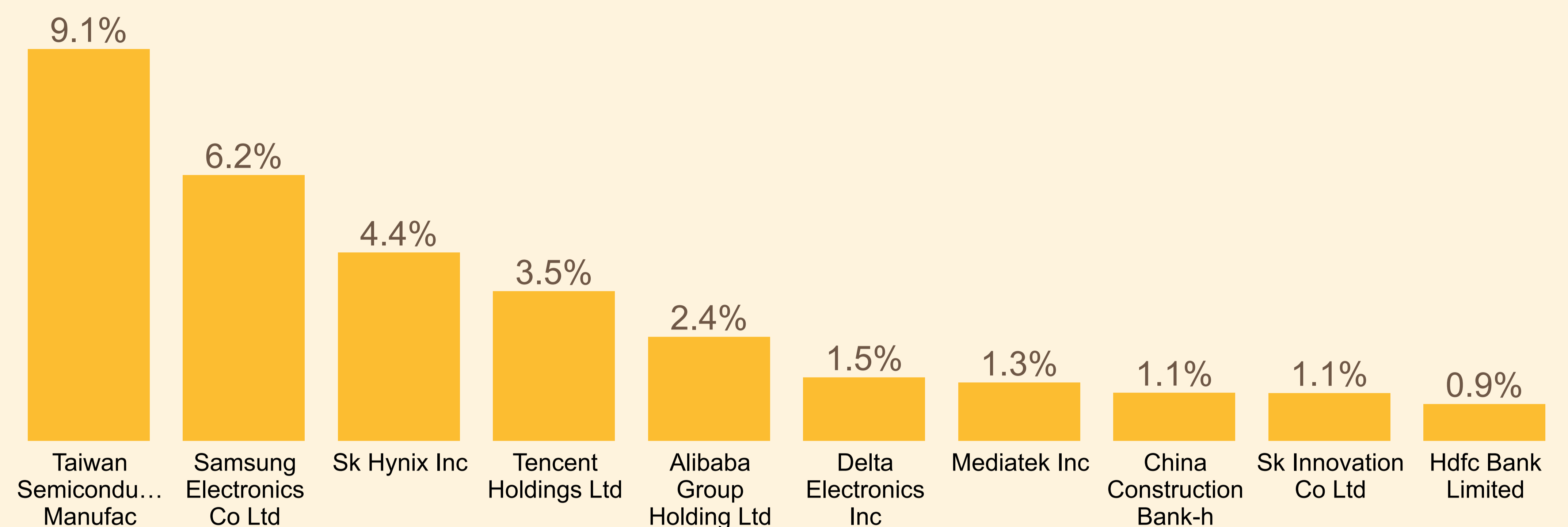
Morningstar Category: EAA Insurance Global Emerging Markets Equity

Risk Characteristics

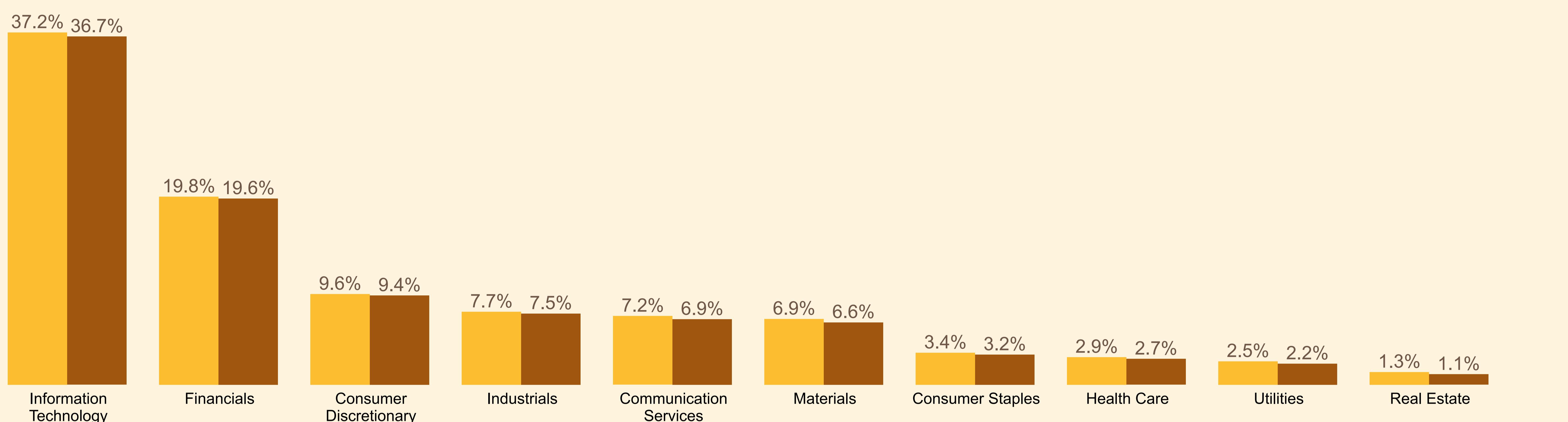
	Portfolio	Benchmark
Standard Deviation	14.97%	15.06%
Sharpe Ratio	0.89	0.91
Tracking Error Ex Ante	1.52%	

Standard Deviation and Sharpe Ratios are calculated over a 36 month period.

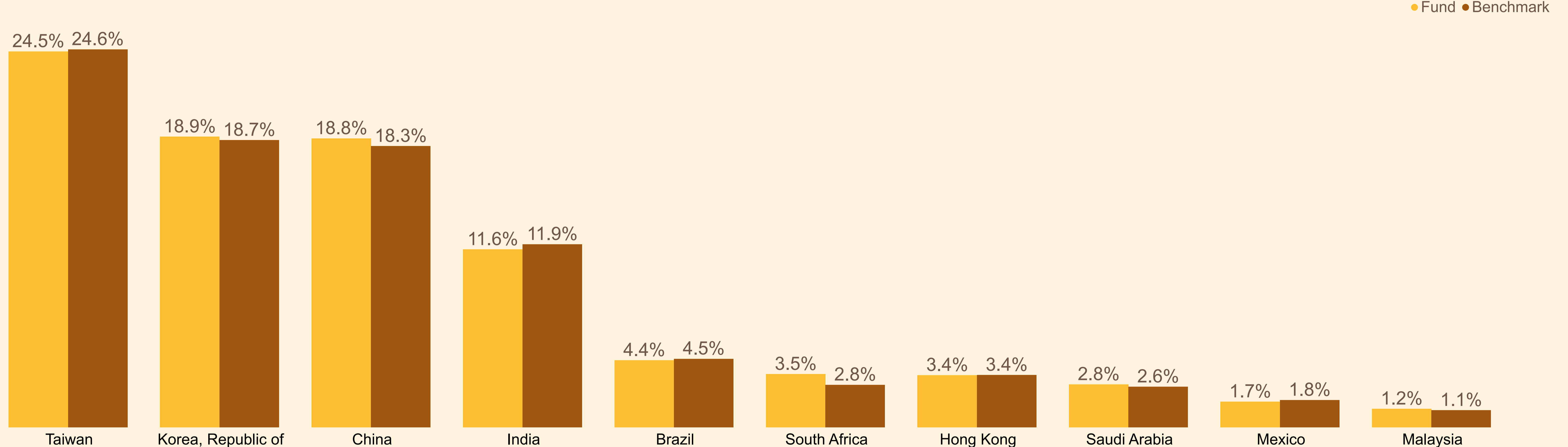
Top Holdings by Weight



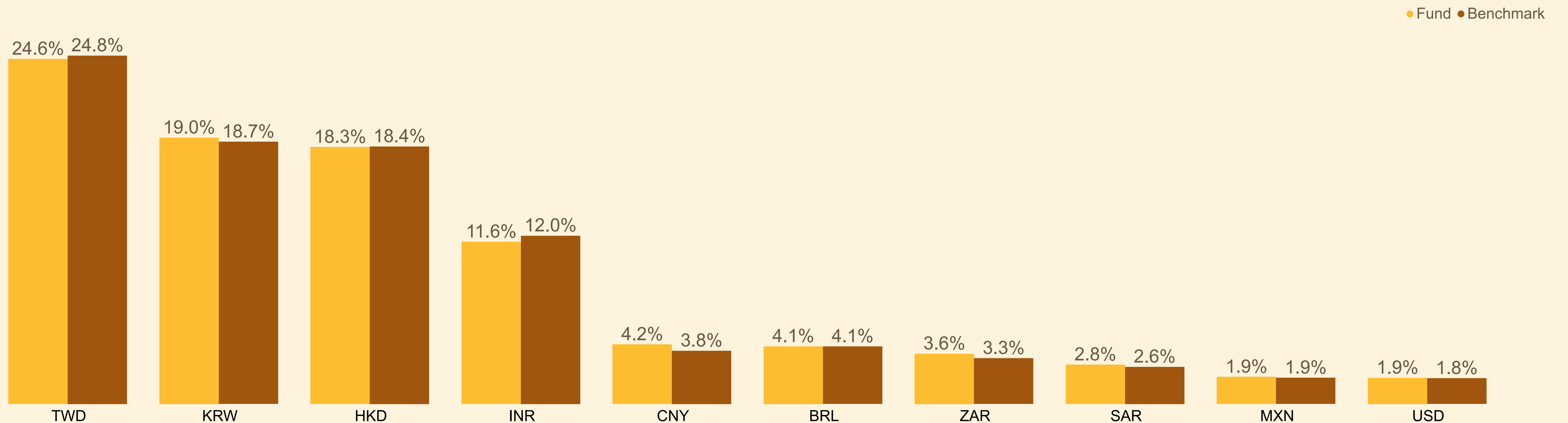
Sector Allocation (Top by Weight)



Country Allocation (Top by Weight)

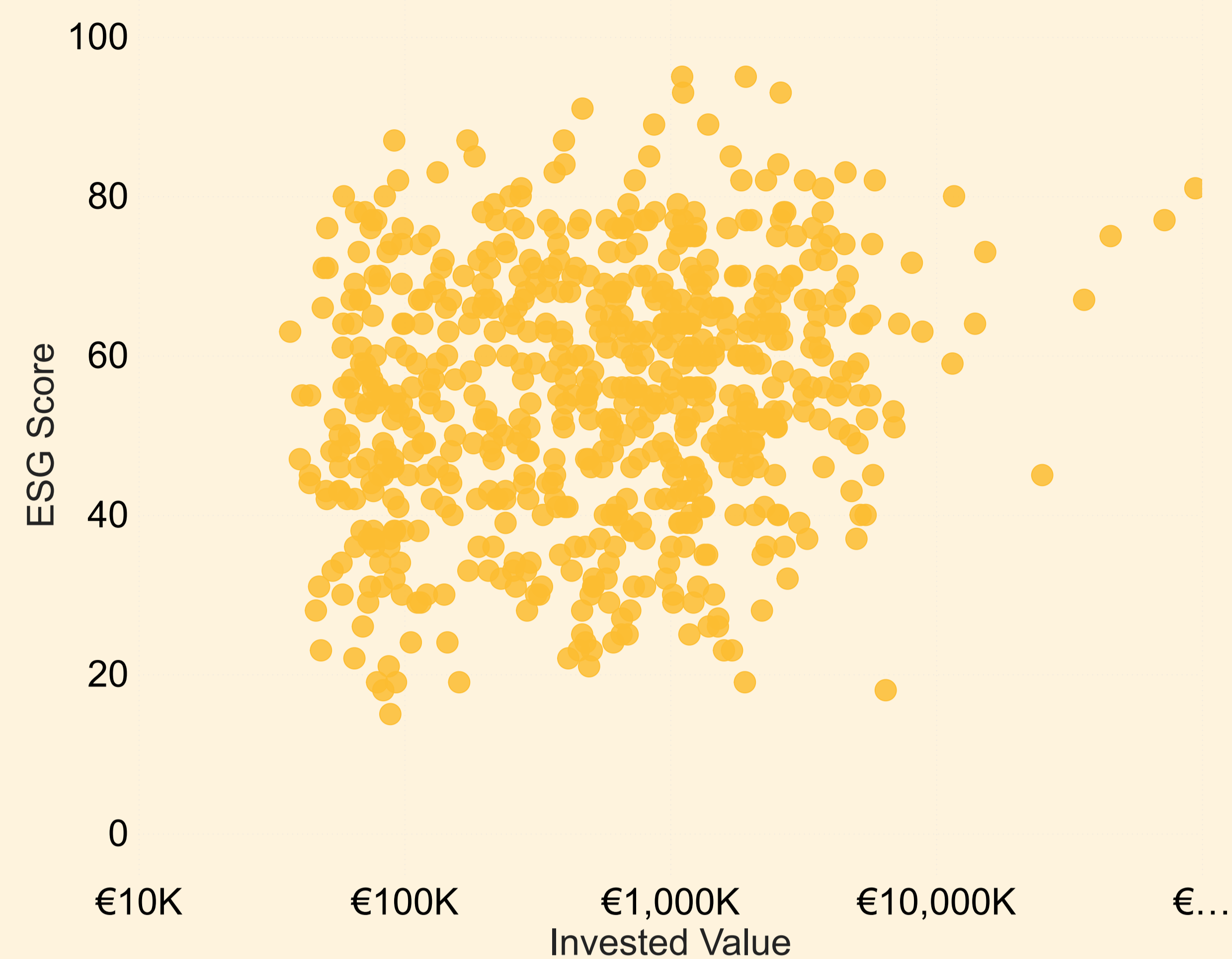


Currency Allocation (Top by Weight)



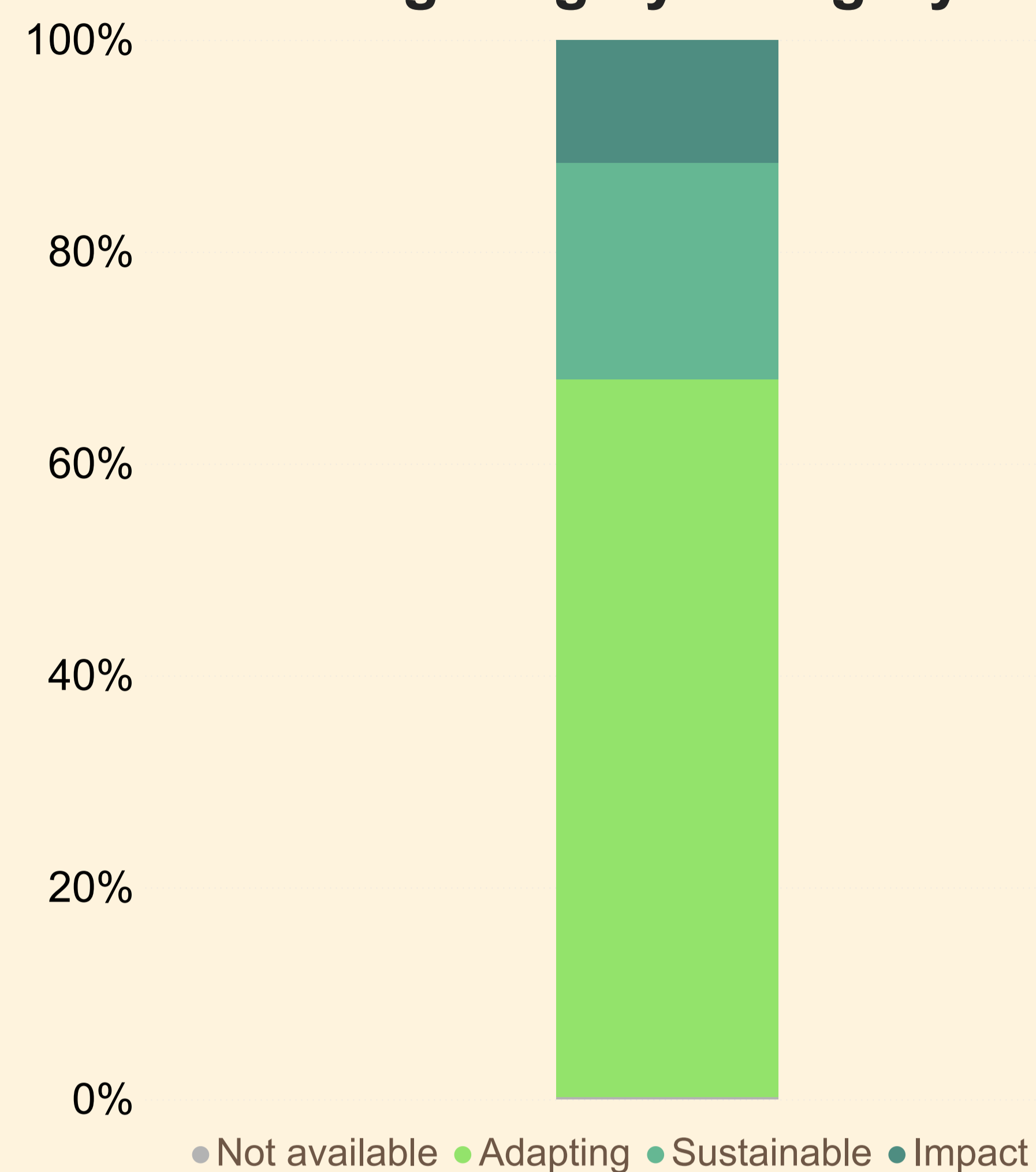
ESG Score: 62 out of 100

Distribution of Issuers



Sustainable Investment Framework

Portfolio Weighting by Category



CARDANO DUURZAAMHEIDSRAMWERK	
POSITIEVE IMPACT	
DUURZAAM	
ADAPTIEF	
RISICOVOL	
NIET-ADAPTIEF	
SCHADELIJK	
INTERNATIONALE STANDAARDEN	

Carbon Footprint (Scope 1 and 2)

