



Fund Profile

Cardano ESG Transition Enhanced Index Equity North America invests in listed equities of companies from The United States and Canada. The objective is to approach the benchmark return as much as possible through a systematic investment approach, taking into account the Cardano Sustainable Investment Policy. The fund promotes environmental and social characteristics as referred to in Article 8 of the SFDR, pursuing one or more long-term Cardano Sustainability Objectives. Investments for this fund are made only in companies categorized by Cardano as ‘adaptive’, ‘sustainable’ or ‘positive impact’, so that investments are made both in companies that are already sustainable as in companies that are willing and able to make the transition to a sustainable world. This results in a deviation (tracking error) from the index. The cash that become available due to the exclusions, is invested such that the tracking error is minimized. All companies in the investment universe are assigned an ESG score, combining to a weighted ESG score for the fund. The currency risk is not hedged.

Key Information

ISIN Code: NL0014332561

Type of Fund: Equity

Currency: Euro

Stock Exchange Listing: Euronext Amsterdam

Trading Frequency: Daily

Fund Manager: Cardano Asset Management N.V.

Investment Institution: Cardano Investment Funds I

Country of Residence: The Netherlands

Inception Date Fund: 01/06/2012

Inception Date Participation Class: 01/02/2023

Benchmark: MSCI North America Index Net EUR

Cumulative Performance (Net of Fees)



Fund Facts

NAV End of Month: €136.60

Total Fund Size: €2,015,760,159

Total Value Participation Class: €2,015,760,133

Outstanding Participations: 14,756,768

Dividend Paying: Yes

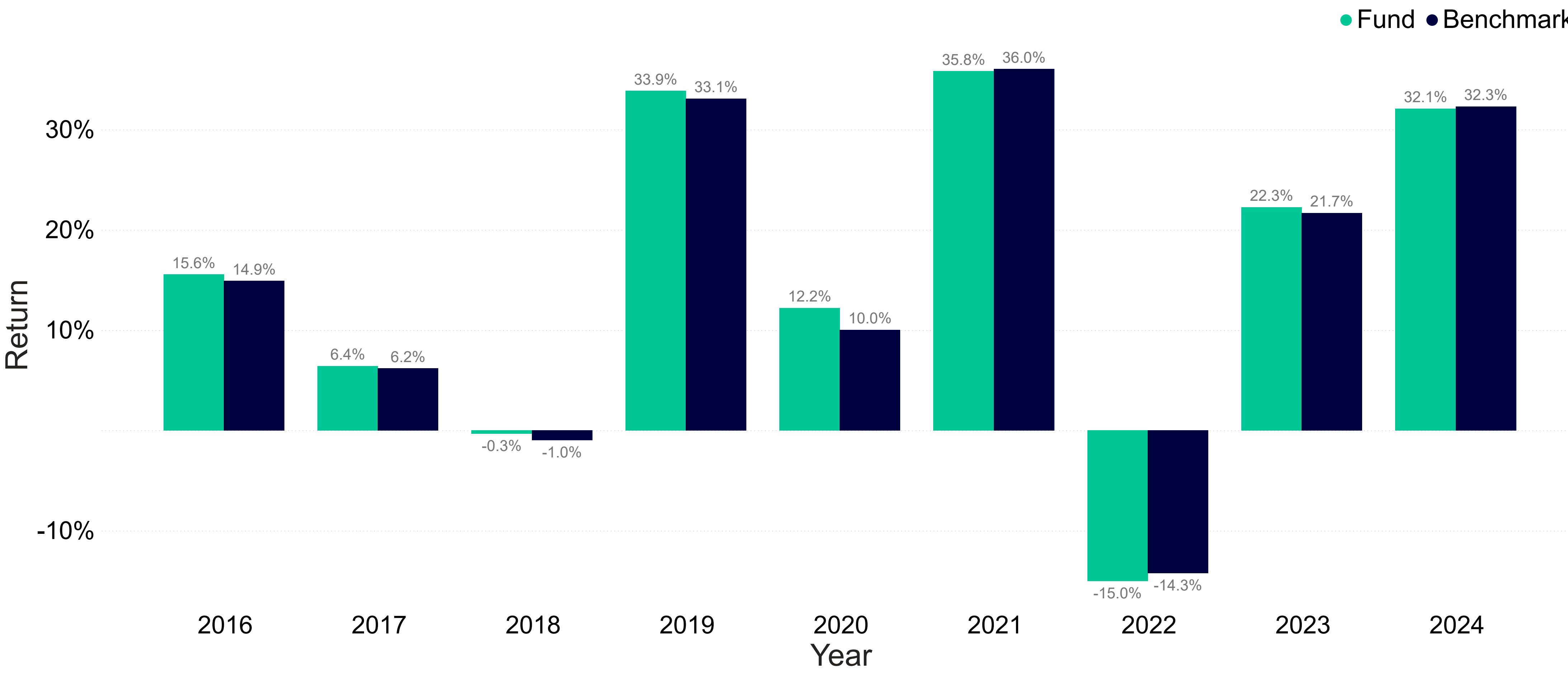
Holdings in Portfolio: 513

Price End of Month: €136.06

Lowest Price 12 Months: €105.86

Highest Price 12 Months: €137.74

Calendar Year Return (Net of Fees)



Fees & Charges

Ongoing Charges: 0.100%

Management Fee: 0.080%

Service Fee: 0.020%

Entry Fee: 0.040%

Exit Fee: 0.010%

Returns (Net of Fees)

	Portfolio	Benchmark	Excess Return
Month-to-date	-0.44%	-0.37%	-0.07%
Year-to-date	5.45%	5.23%	0.22%
3 Months Rolling	7.59%	7.08%	0.50%
12 Months Rolling	4.68%	4.43%	0.25%
3 Year Annualised	15.58%	15.44%	0.14%
5 Year Annualised	14.92%	14.99%	-0.08%
Since Inception	15.28%	14.83%	0.46%

Sustainability

SFDR Classification: Art. 8

Number of Exclusions: 123

Morningstar

Morningstar Rating: ★★★★★

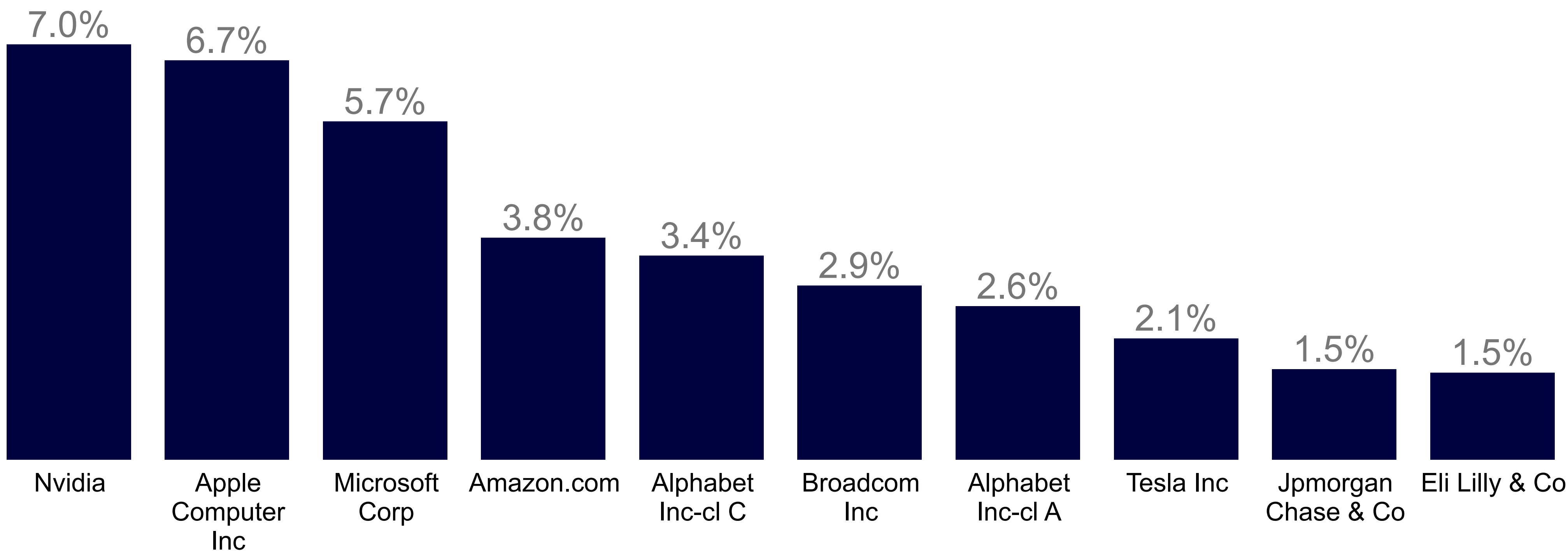
Morningstar Category: EAA Fund US Large-Cap Blend Equity

Morningstar Peer Group Ranking: 25

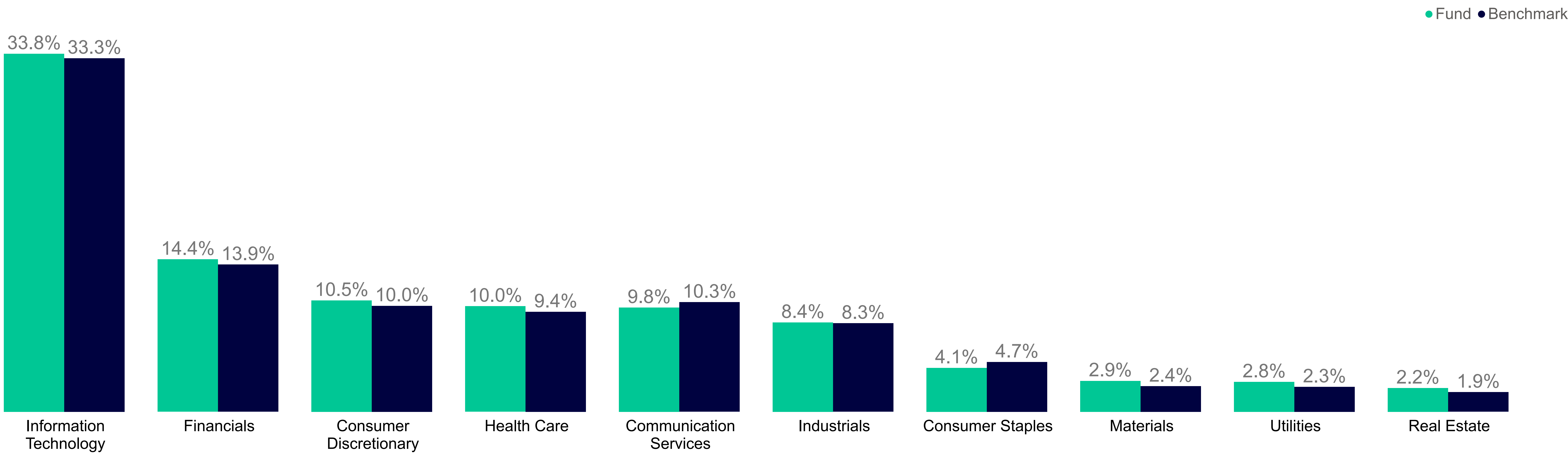
Risk Characteristics

	Portfolio	Benchmark
Standard Deviation 36M	13.97%	13.78%
Sharpe Ratio 36M	0.82	0.82
Tracking Error Ex Ante	0.86%	

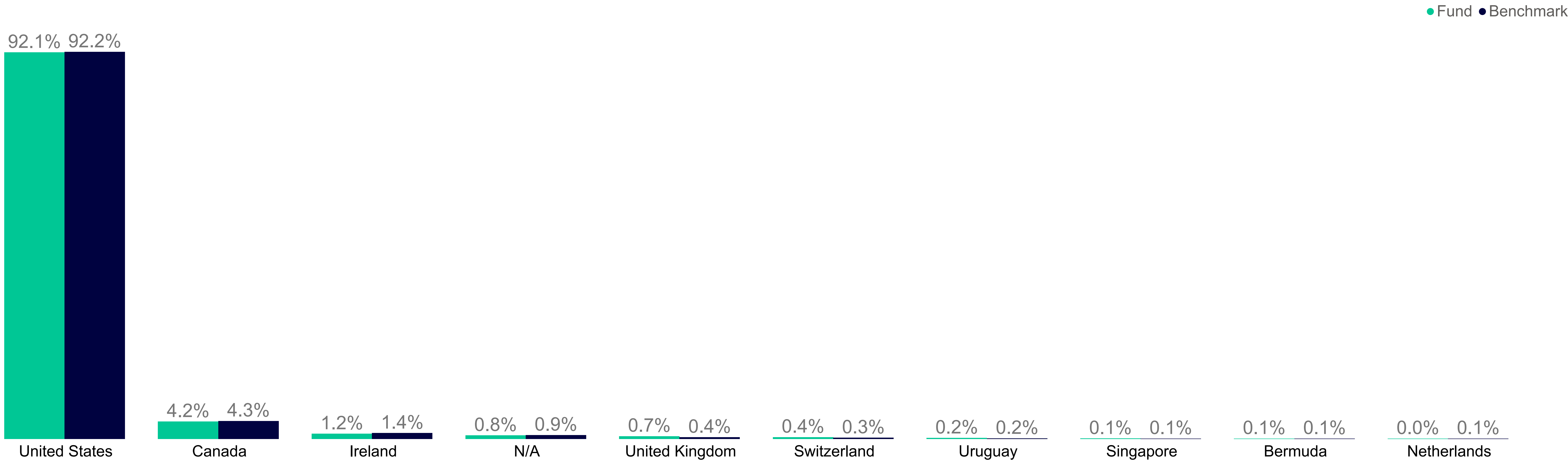
Top Holdings by Weight



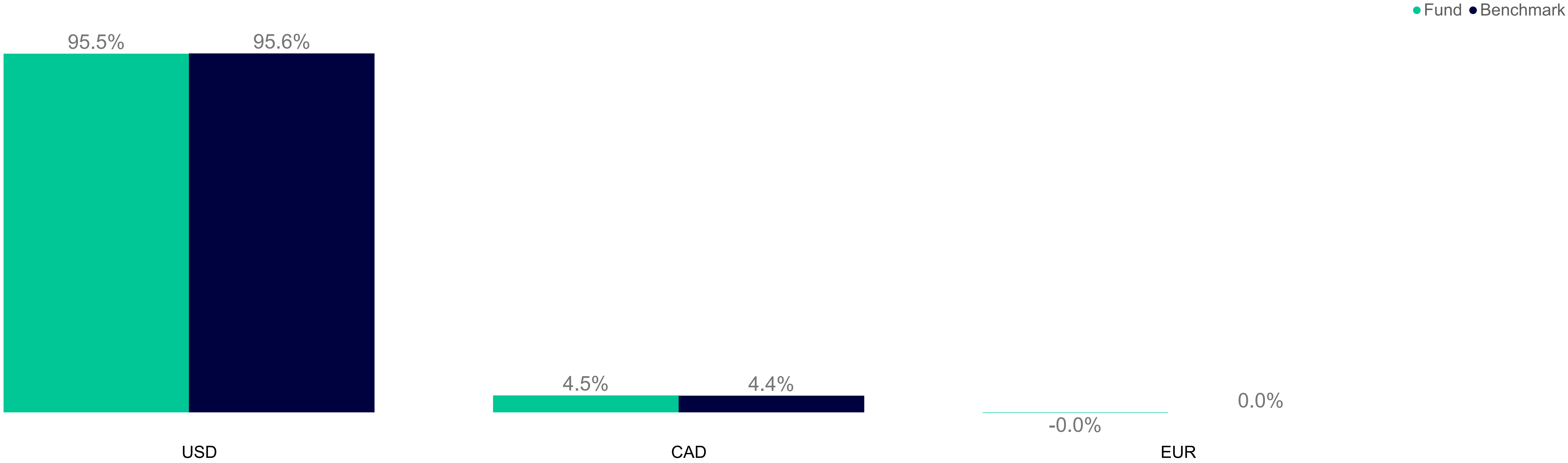
Sector Allocation (Top by Weight)



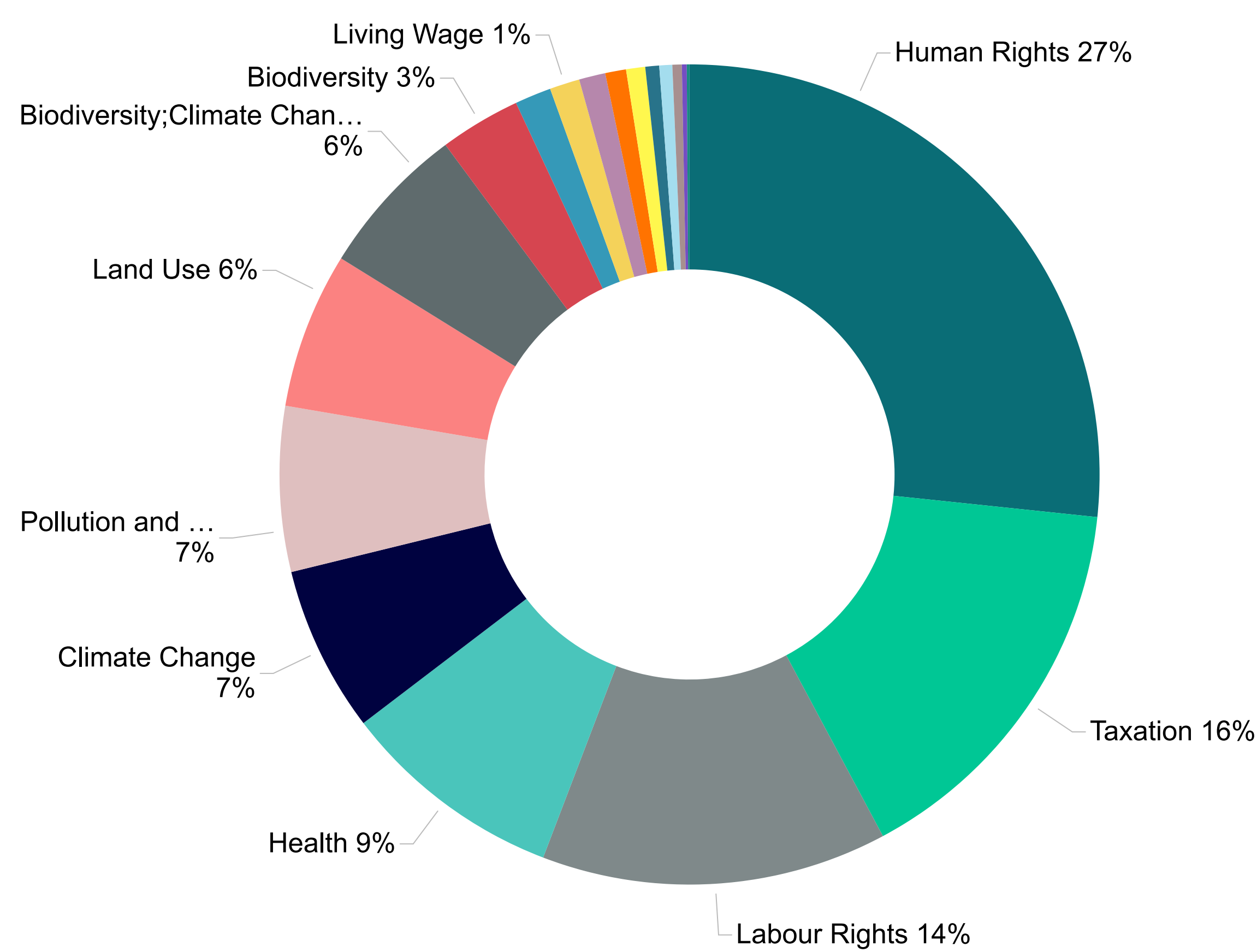
Country Allocation (Top by Weight)



Currency Allocation (Top by Weight)

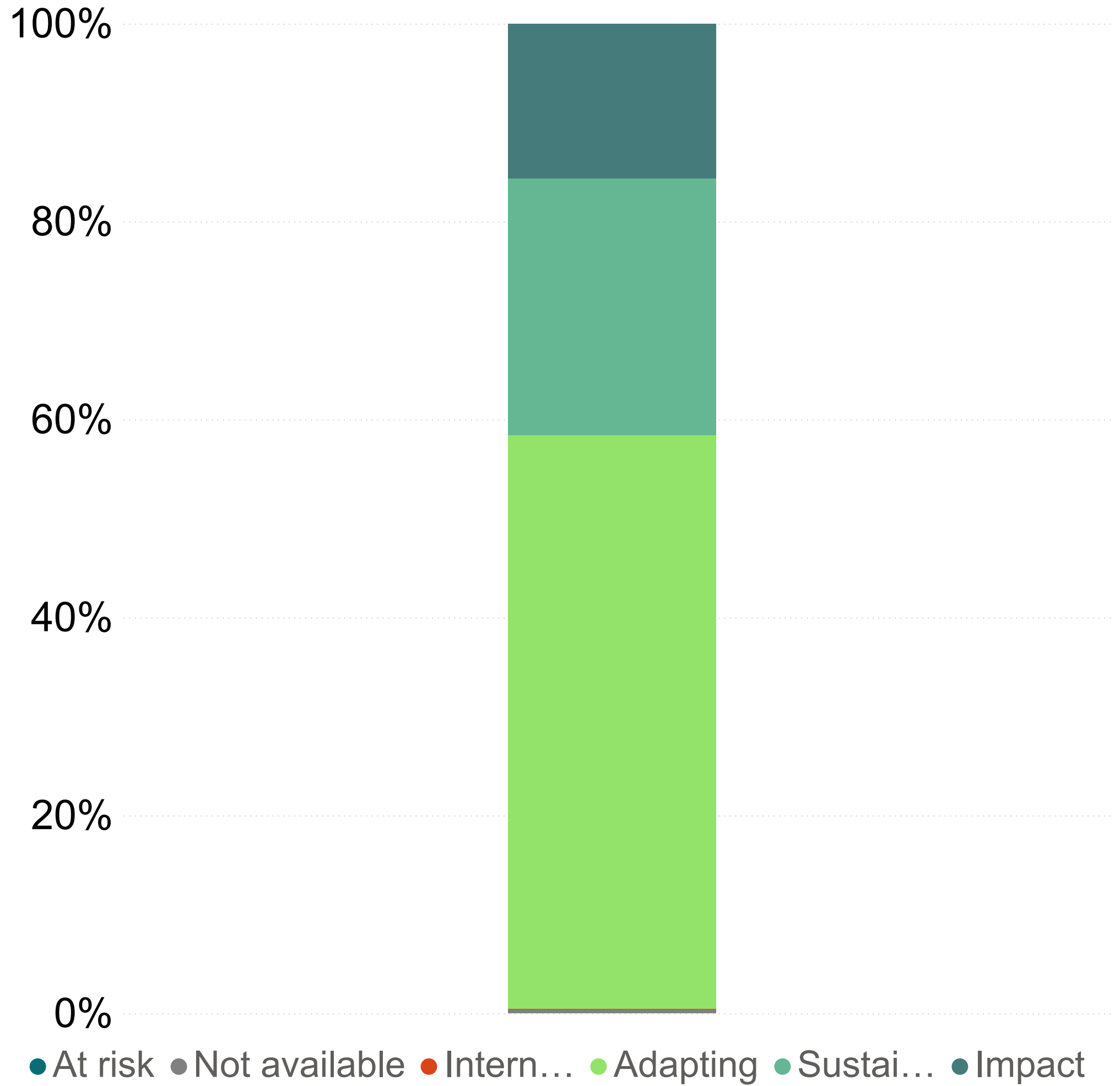


Engagement Topics



Sustainable Investment Framework

Portfolio Weighting by Category



SUSTAINABLE INVESTMENT FRAMEWORK	
POSITIVE IMPACT	
SUSTAINABLE	
ADAPTING	
AT RISK	
NON-ADAPTING	
HARMFUL	
INTERNATIONAL STANDARDS	

Engagement Metrics

New Engagements (Last 6 Months): -

Open Engagements: 109

Closed Successful Engagements: 2

Closed Unsuccessful Engagements: 16

Carbon Footprint (Scope 1 and 2)

