



Fund Profile

Cardano Impact Financial Inclusion Fund invests, through the master fund Cardano Impact Financial Inclusion Fund (I), mainly in private loans to financial institutions in emerging and developing countries. These financial institutions give local micro-entrepreneurs, smaller SMEs and households access to financial products, such as loans and savings accounts. The fund may also invest in short-term euro-denominated government bonds, money market funds, and hold cash in bank accounts. Currency risks are largely limited as it is intended to hedge all currency exposures back to euro. The fund aims for an annual net return of at least 3%. As the fund invests in unlisted private loans, the liquidity of the fund has a lower threshold than listed debt securities. The fund explicitly tries to realise measurable positive societal impact in accordance with Article 9 of the SFDR.

Key Information

- ISIN Code: NL0015000GU4
- Type of Fund: Fixed Income
- Currency: Euro hedged
- Stock Exchange Listing: Euronext Amsterdam
- Trading Frequency: Daily
- Fund Manager: Cardano Asset Management N.V.
- Country of Residence: The Netherlands
- Inception Date: 15/09/2021
- Investment Institution: Cardano Impact Financial Inclusion Fund

Fund Facts

- NAV End of Month: €24.82
- Fund Size: €28,234,091
- Outstanding Participations: 1,137,764
- Dividend Paying: No
- Price End of Month: €24.81
- Lowest Price 12 Months: €24.50
- Highest Price 12 Months: €25.77

Fees & Charges

- Ongoing Charges: 1.430%
- Management Fee: 1.400%
- Service Fee: 0.030%
- Entry Fee: -
- Exit Fee: -

Sustainability

- SFDR Classification: Art. 9
- Microfinance Private Debt Index (Euro) Peer Group Ranking: 1/8

For this strategy, the Fund Manager has developed a Sustainability and Impact Framework to assess, manage, monitor and measure both the positive as well as the adverse impact of the Fund's investments. The Sustainability and Impact Framework is specifically aimed at making sustainable investments in positive impact companies. In relation to the Fund these positive impact companies refer to the Financial Institutions targeting underserved client segments in emerging and developing countries, where such inclusive Financial Institutions should consciously and demonstrably make a positive contribution to the sustainable investment objective of the Fund, and at least one of the Sustainable Development Goals through the products and/or services they offer, while not causing significant harm to other environmental or social objectives and following good governance practices. In addition, Cardano actively monitors ESG and impact KPIs throughout the investment period and actively engages to maximise the achieved impact.

For more information on the sustainability related information, we refer to our website: [Cardano Impact Financial Inclusion Fund \(I\) - Cardano - NL - English](#)

Sustainability Objective

The Fund aims to increase access to responsible and affordable financial products and services for micro-entrepreneurs, small- and medium-sized enterprises (MSMEs) and low-income households in emerging and developing markets with the intent to stimulate sustainable business growth, job creation and to support low-income households in meeting basic needs and improving their financial wellbeing. Access to financial services is badly needed as 1.4 billion people do not have bank accounts or savings, which limits their economic independence and development.

The strategy supports employment, gender equality and access to basic services such as education and healthcare. Since the launch of the strategy in 2007, more than 3.5 million people have now been reached in more than 50 countries from target groups that currently lack access to financial services.

Impact Goals and Related Core SDGs

Access to financial services

1 POVERTY

Support gender equality

5 GENDER EQUALITY

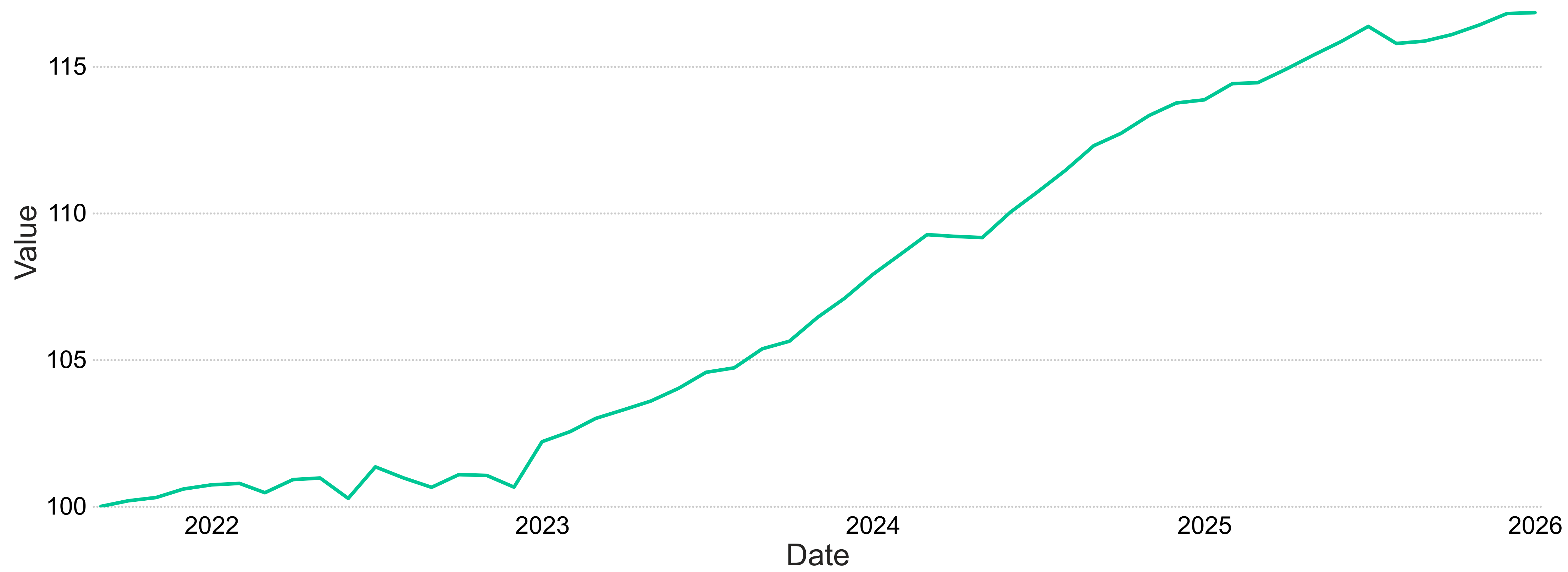
Job creation through SME finance

8 DECENT WORK AND ECONOMIC GROWTH

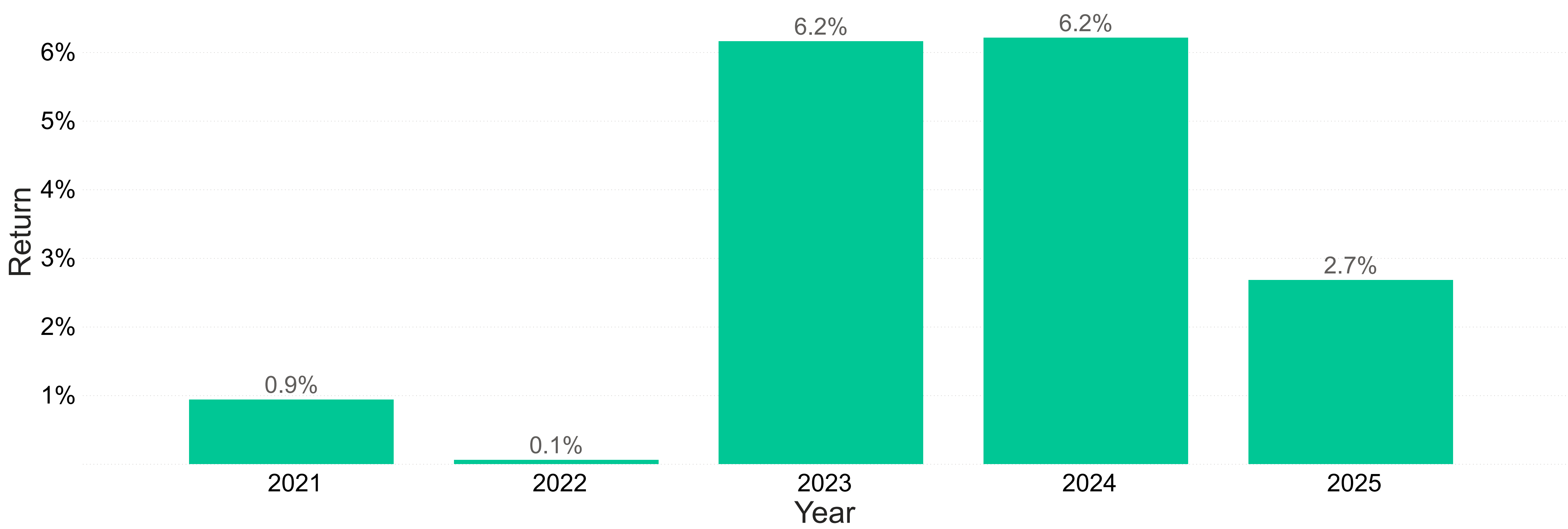
Access to basic services

10 REDUCED INEQUALITIES

Cumulative Performance (Net of Fees)



Calendar Year Return (Net of Fees)



Returns (Net of Fees)

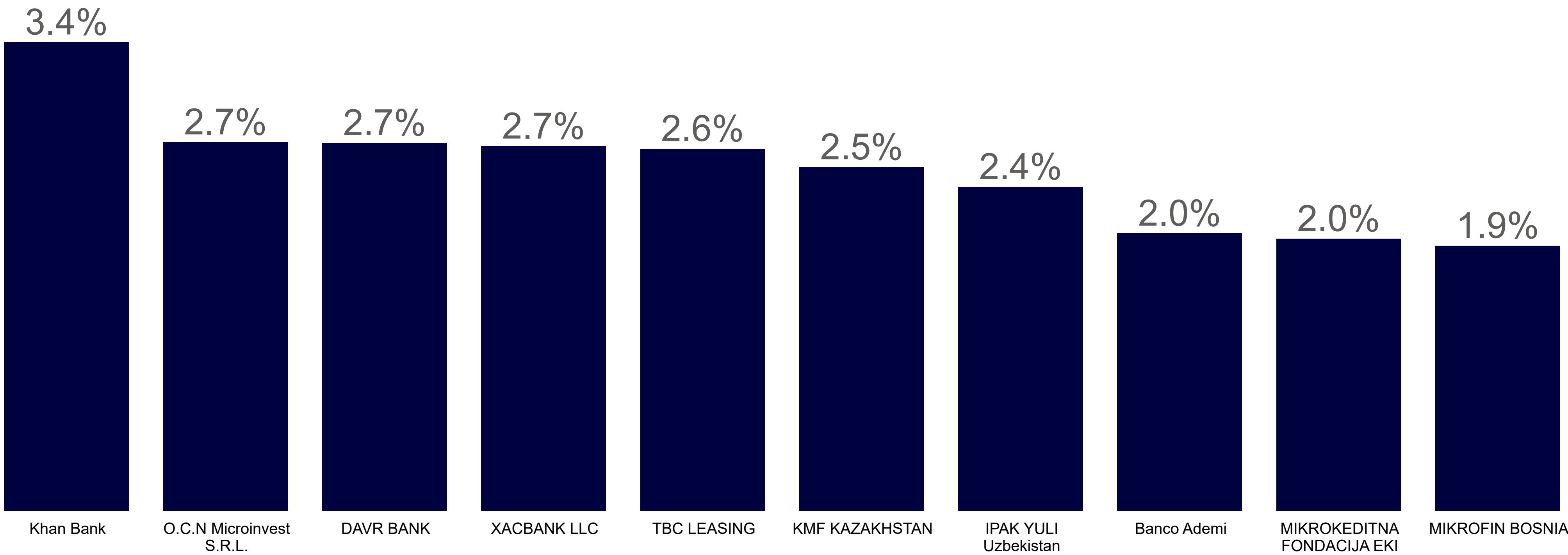
	Portfolio
Month-to-date	0.03%
Year-to-date	0.03%
3 Months Rolling	0.65%
12 Months Rolling	2.61%
3 Year Annualised	4.48%
5 Year Annualised	
Since Inception	3.63%

Factsheet as of end of January 2026

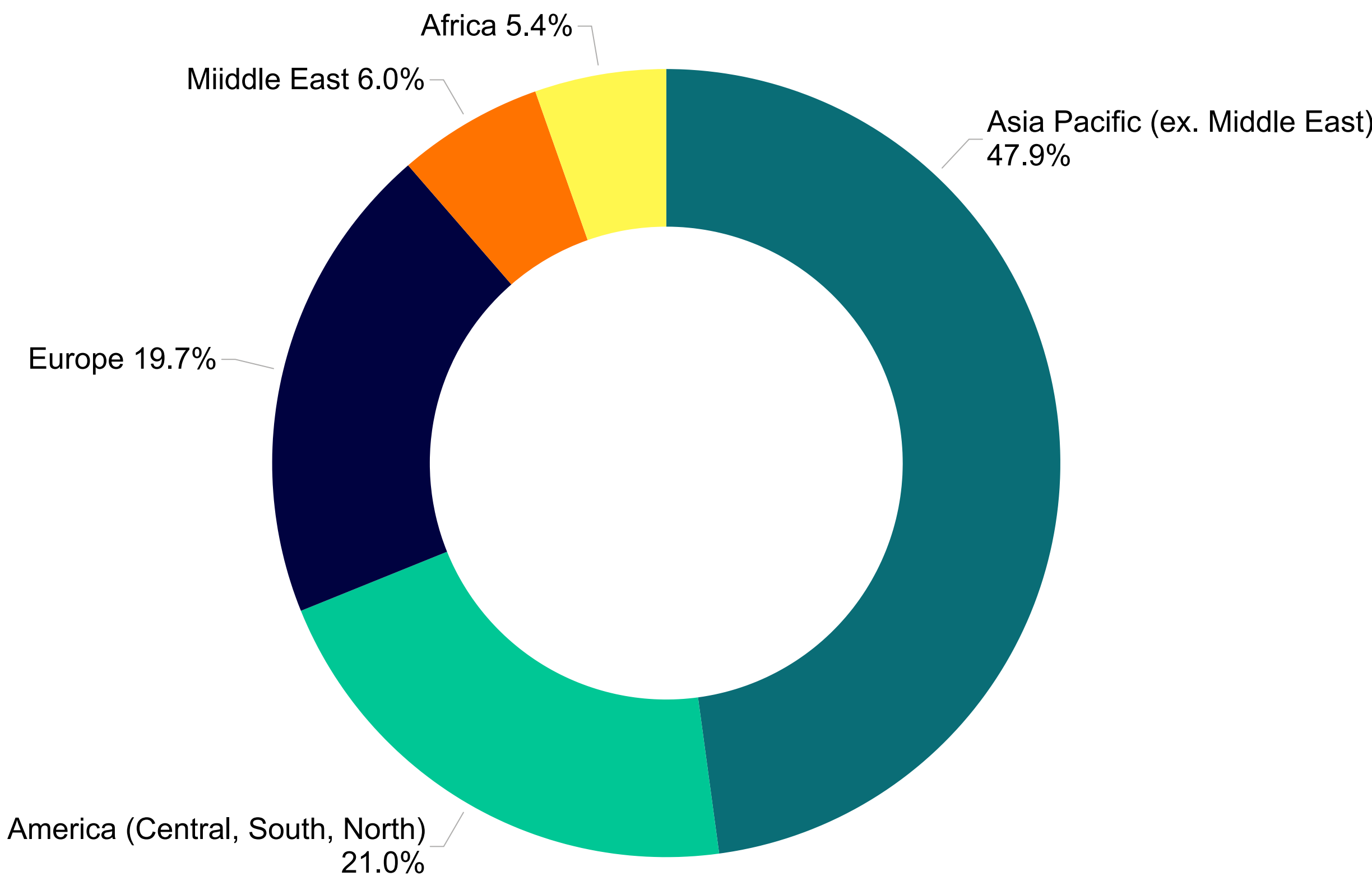
Risk Characteristics

	Portfolio
Standard Deviation 36M	0.96%
Sharpe Ratio 36M	1.47
Correlation with JPM EMBI Global	0.33
Correlation with MSCI World	0.36
Modified Duration	0.95
Yield to Maturity before FX Hedge	7.10

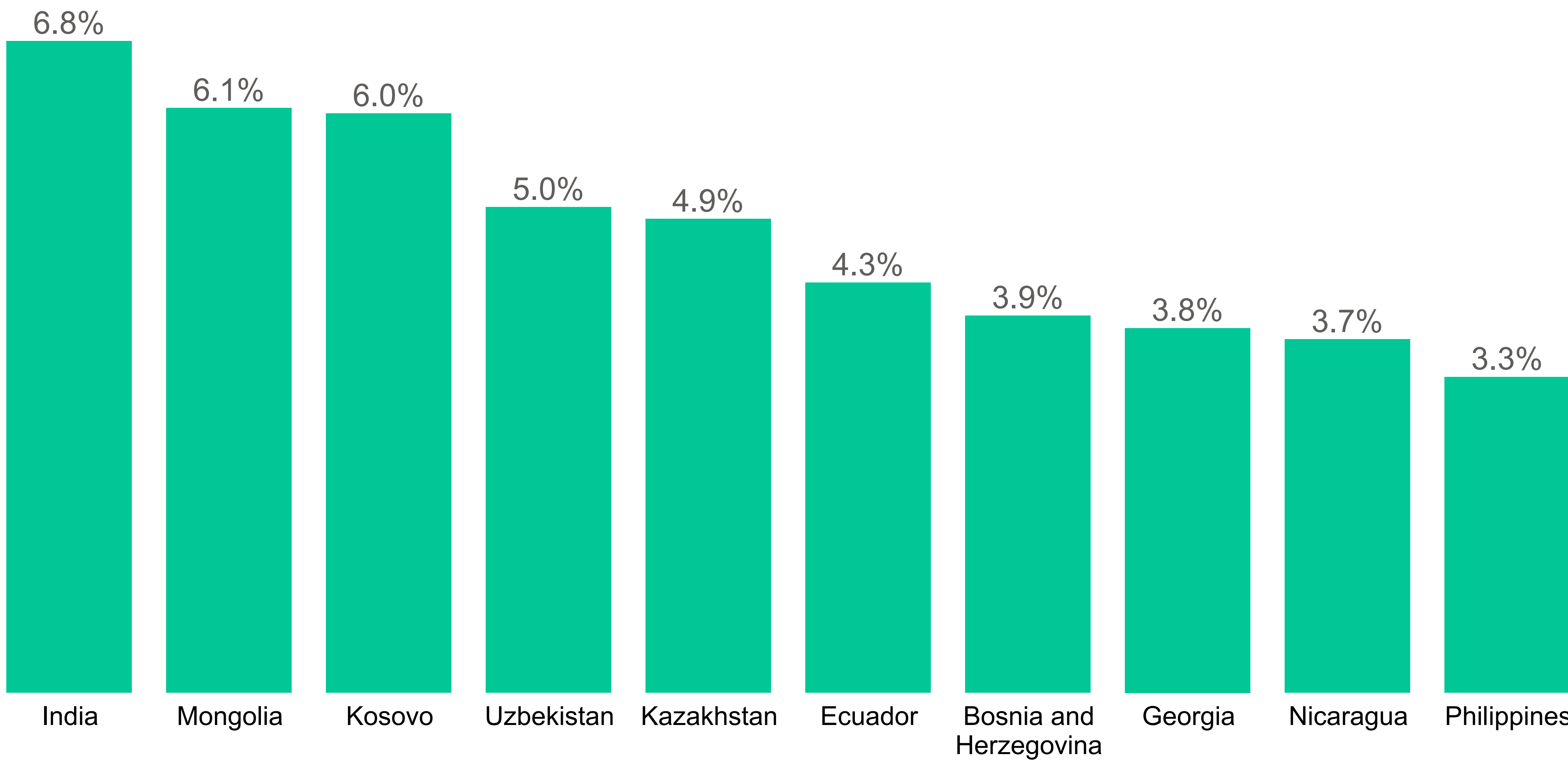
Top Holdings by Weight



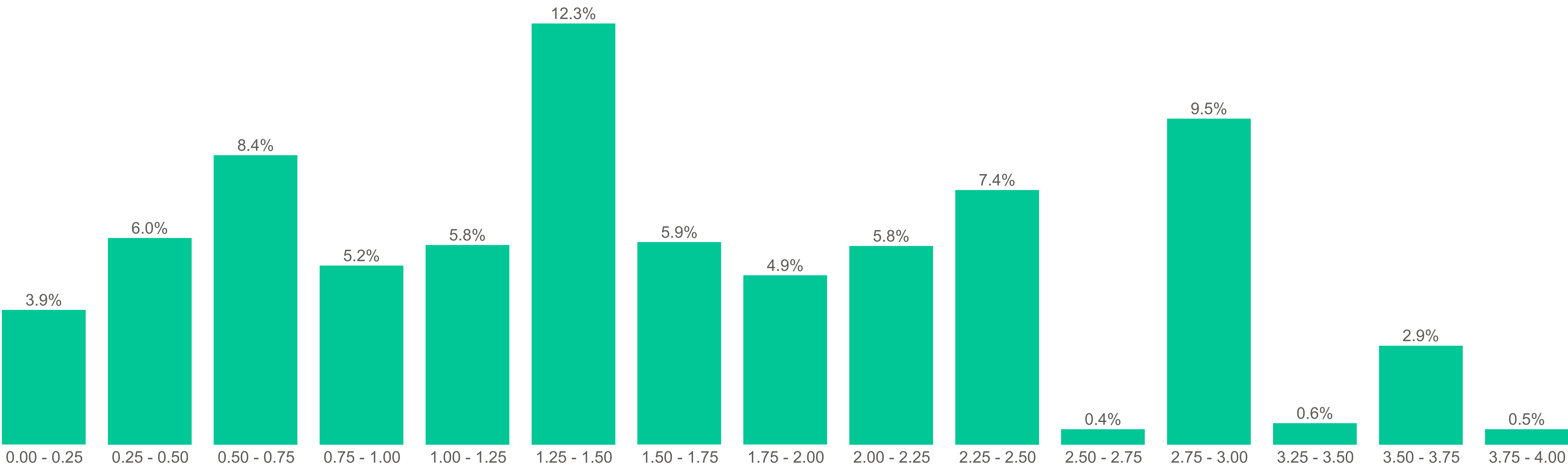
Geographical Allocation



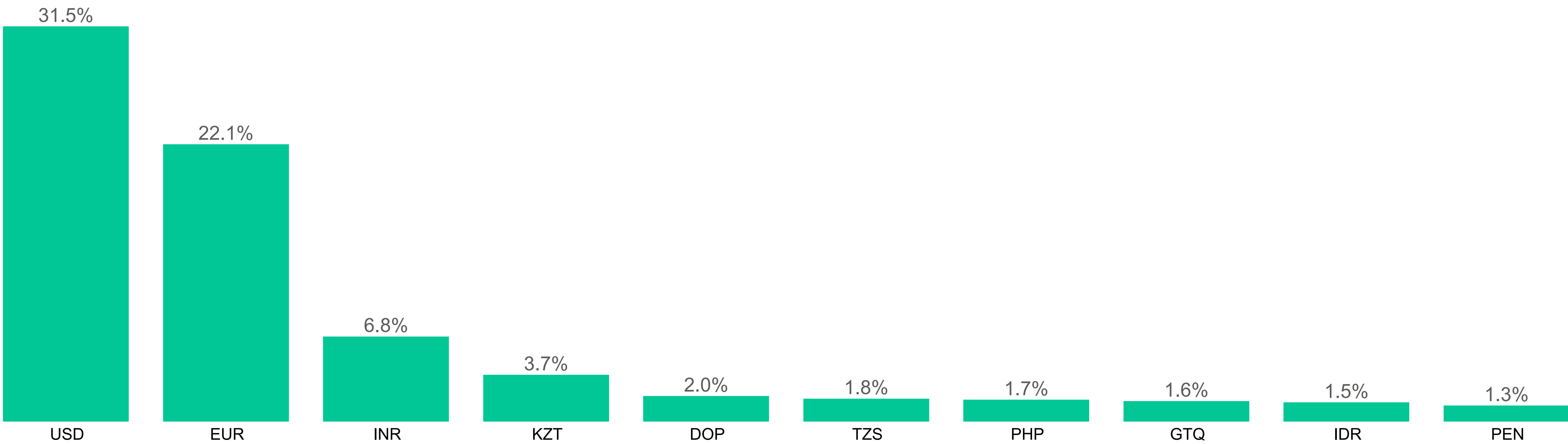
Country Allocation (Top by Weight)



Maturity Breakdown (in Years)



Currency Allocation (Top by Weight)



Financial Institution Indicators

Financial Institutions in Portfolio: 62

Countries in Portfolio: 27

Average Exposure per MFI (USD): 3,405,922

Portfolio at Risk 30 Days (PAR 30): 5.5%

Staff Working for Portfolio Companies: 93,035

Social Outcome

End-clients reached by all FIIs in portfolio: 23,563,576

End-clients reached attributed to the Fund investments: 213,552

% end-clients living in rural areas reached: 50%

% female end-clients reached by all FIIs in portfolio: 69%

Jobs supported attributed to our fund investments: 1,692,726

** Impact data is based on the most recent portfolio information. For an extensive overview please see the [Annual Impact Report](#).*

Recent Investment in Spotlight

In December 2025, the Fund provided a \$3 million senior debt facility to UNI2 Microcrédito (UNI2) with a 36-month tenor. UNI2 is an innovative impact-driven microfinance institution in Colombia. Founded in 2014 by local entrepreneurs, UNI2 aims to reduce inequalities in access to basic financial services in Colombia's.

Rural communities in Colombia have limited access to financial services, though agriculture remains a key source of employment, accounting for 62% of rural jobs. Strengthening transportation is a policy priority to better connect rural areas with economic opportunities. Limited access to finance in agriculture and transport sectors restricts rural participation in economic growth. UNI2 operates in high-poverty, post-conflict areas, offering financial products to micro-entrepreneurs for transportation and agricultural inputs, enabling greater investment in income-generating activities.

The Fund's investment will support UNI2 in expanding financial services to smallholder farmers to grow their agricultural businesses.



Investment Strategy and Catalytic Effect on Sustainable Development Goals

According to the World Bank there is a huge financing gap of billions of dollars for MSMEs in emerging markets. The Fund aims to bridge the financing gap by using the capital committed to the Fund to provide financial institutions in developing countries with funding that will then be on- lend to Micro-entrepreneurs and Small and Medium Enterprises (MSMEs) to start income-generating activities and small-scale businesses, such as growing cattle, trading consumer products, providing transport to local markets or expanding agricultural activities.

The Fund invests in so-called MSME loan portfolios of unlisted term loans issued by financial institutions in emerging and developing countries. The term loans are exclusively used to provide funding to facilitate and grow income generating activities to increase the household budget of low-income people and help them access basic services such as education, health care, housing, renewable energy, or sanitation and clean water. In this way, financial inclusion not only has a positive impact on household income but also a catalytic effect on various aspect of livelihood development as is seen as an important mean to achieve the multiple sustainable development goal.

Through providing term loans against market-based returns, the Fund is able to provide impact investors with a market-based financial return, while at the same time creating measurable social outcomes.

