

Fund Profile

Cardano ESG Transition Enhanced Index Equity Pacific (I) Pacific invests in listed equities of companies in the Pacific (Japan, Singapore, Hong Kong, New-Zealand and Australia). The objective is to approach the benchmark return as much as possible through a systematic investment approach, taking into account the Cardano Sustainable Investment Policy. The fund promotes environmental and social characteristics as referred to in Article 8 of the SFDR, pursuing one or more long-term Cardano Sustainability Objectives. Investments for this fund are made only in companies categorized by Cardano as ‘adaptive’, ‘sustainable’ or ‘positive impact’, so that investments are made both in companies that are already sustainable as in companies that are willing and able to make the transition to a sustainable world. This results in a deviation (tracking error) from the index. The cash that become available due to the exclusions, is invested such that the tracking error is minimized. All companies in the investment universe are assigned an ESG score, with the fund portfolio striving for the highest possible ESG score. The currency risk is not hedged.

Key Information

ISIN Code: NL0015000PP5

Type of Fund: Equity

Currency: EUR

Stock Exchange Listing: -

Trading Frequency: Daily

Fund Manager: Cardano Asset Management N.V.

Investment Institution: Cardano ESGT Enh Index Equity PAC (I)

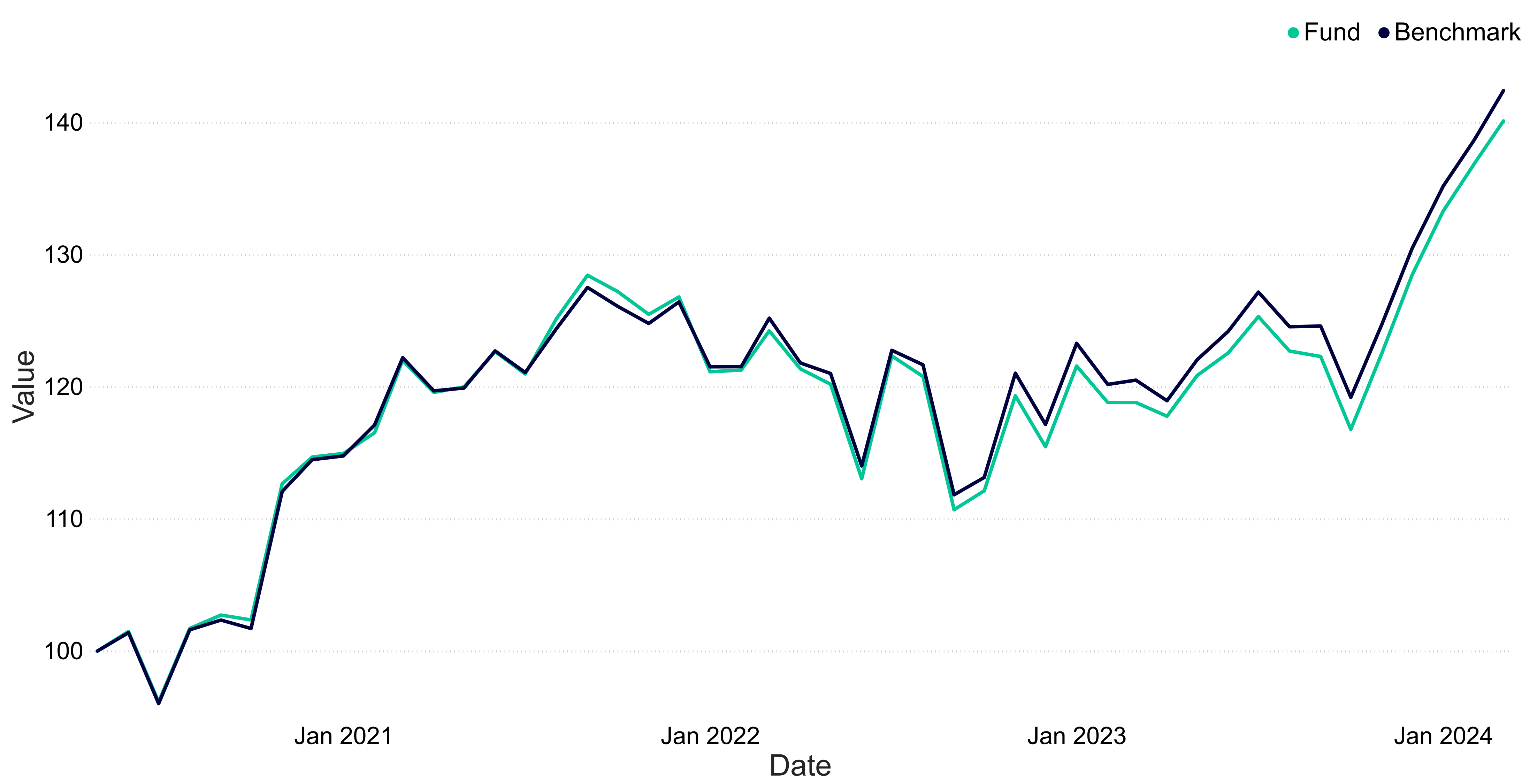
Country of Residence: The Netherlands

Inception Date Fund: 08/12/2009

Inception Date Participation Class: N/A

Benchmark: MSCI Pacific Index Net EUR

Cumulative Performance (Net of Fees)



Fund Facts

NAV End of Month: €150.49K

Total Fund Size: €24,386,187

Total Value Participation Class: N/A

Outstanding Participations: 162

Dividend Paying: No

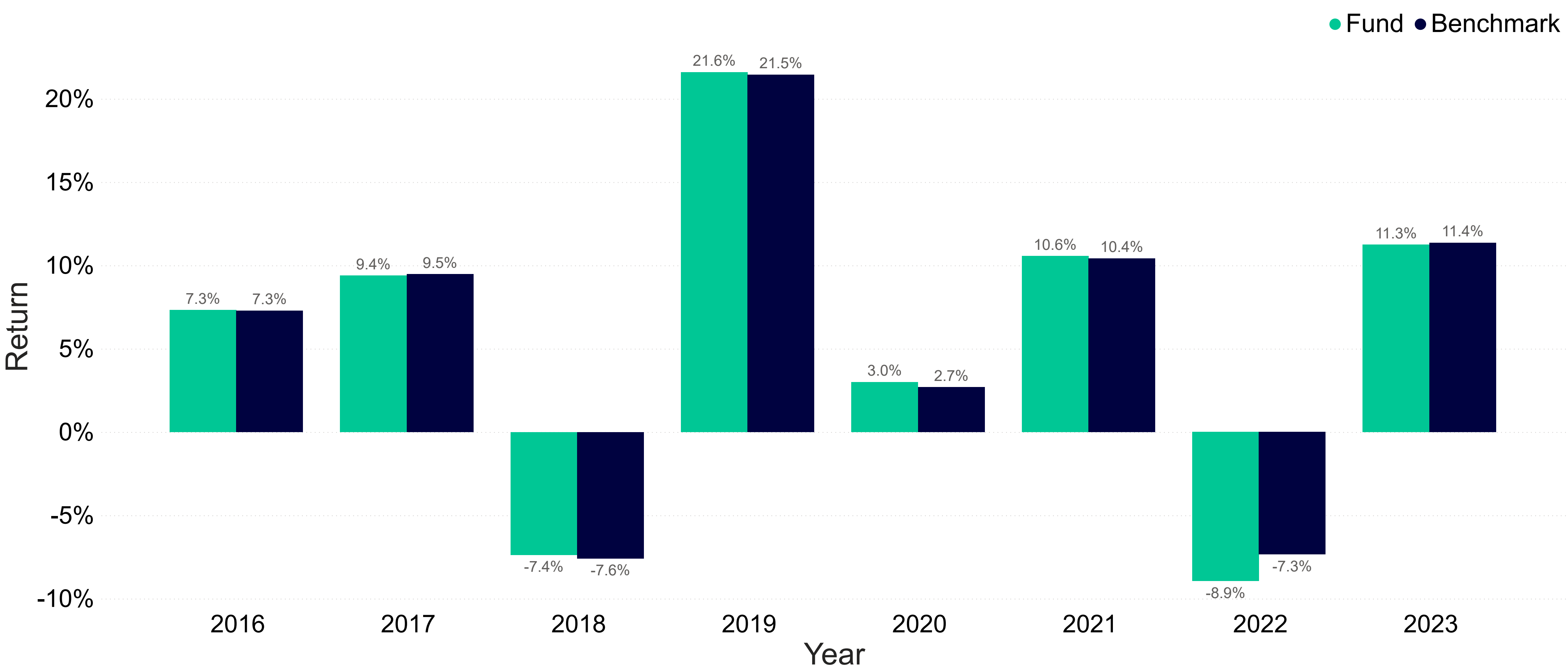
Holdings in Portfolio: 283

Price End of Month: €150.32K

Lowest Price 12 Months: €125.23K

Highest Price 12 Months: €151.22K

Calendar Year Return (Net of Fees)



Fees & Charges

Management Fee: -

Service Fee: -

Performance Fee: -

Entry Fee: 0.030%

Exit Fee: 0.030%

Ongoing Charges: -

Returns (Net of Fees)

	Portfolio	Benchmark	Excess Return
Month-to-date	2.36%	2.68%	-0.32%
Year-to-date	9.08%	9.16%	-0.08%
3 Months Rolling	9.08%	9.16%	-0.08%
12 Months Rolling	17.93%	18.18%	-0.25%
3 Year Annualised	4.72%	5.23%	-0.51%
5 Year Annualised	6.75%	7.02%	-0.27%
Since Inception	8.00%	8.12%	-0.11%

Sustainability

SFDR Classification: Art. 8

Number of Exclusions: 50

Morningstar

Morningstar Rating: ★★★★★

Morningstar Category: EAA Fund Asia-Pacific Equity

Morningstar Peer Group Ranking: 31

cardano

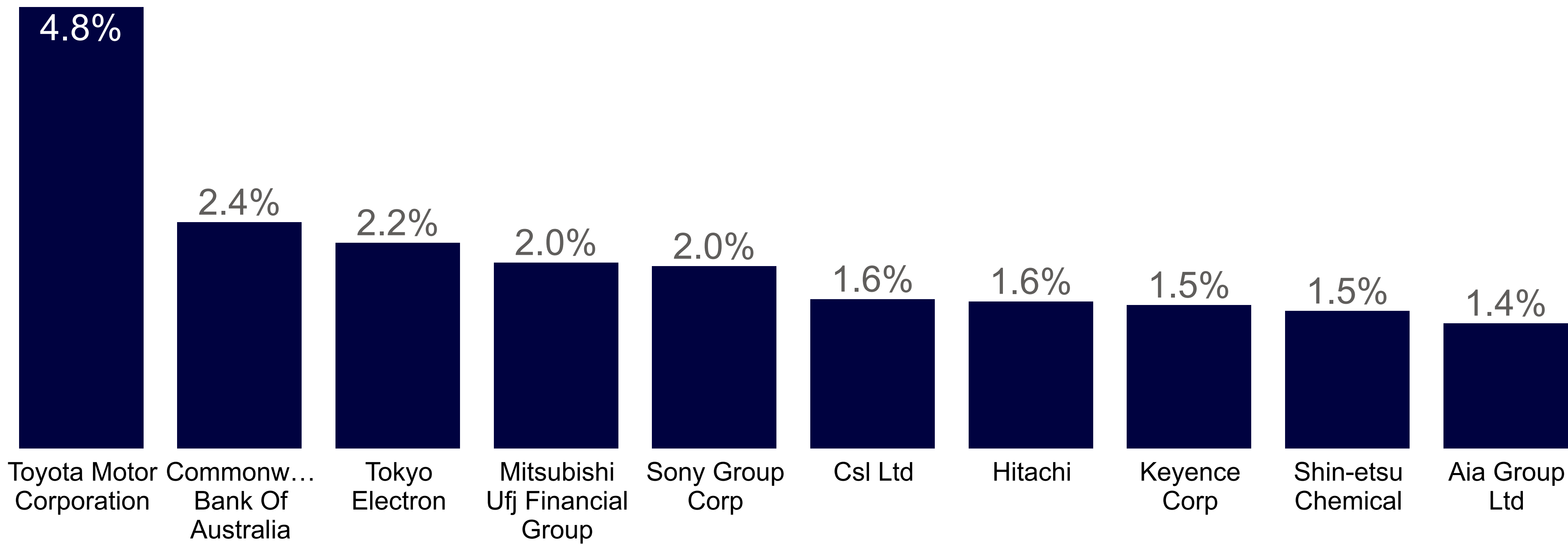
Cardano ESG Transition Enhanced Index Equity Pacific (I)

Factsheet as of end of March 2024

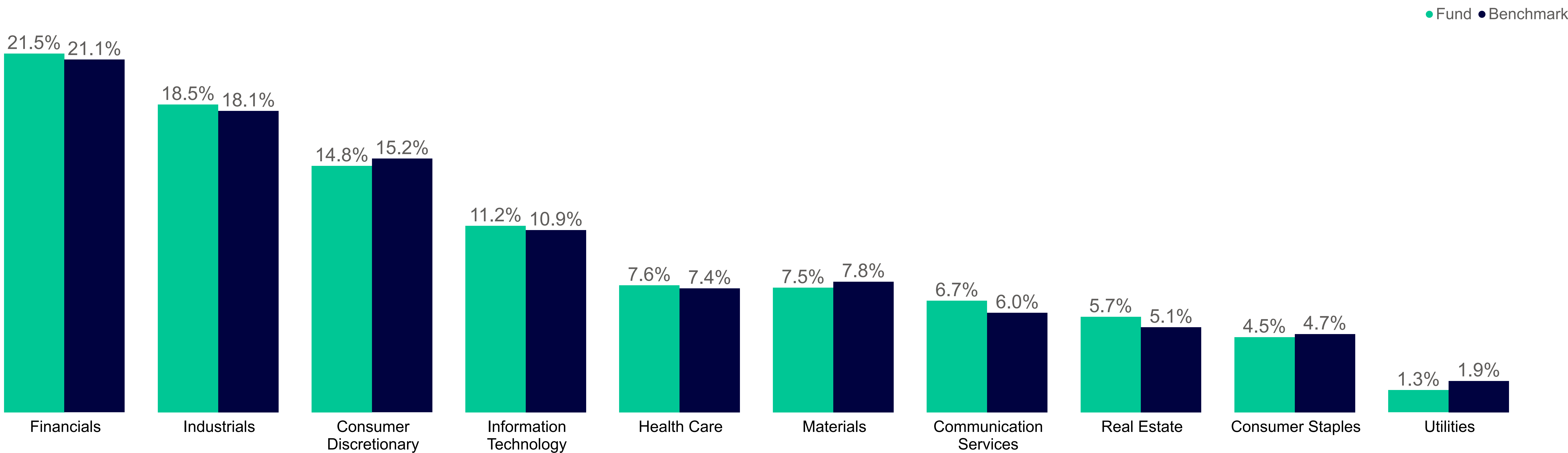
Risk Characteristics

	Portfolio	Benchmark
Standard Deviation 36M	12.19%	11.93%
Sharpe Ratio 36M	0.28	0.32
Tracking Error Ex Ante	0.90%	

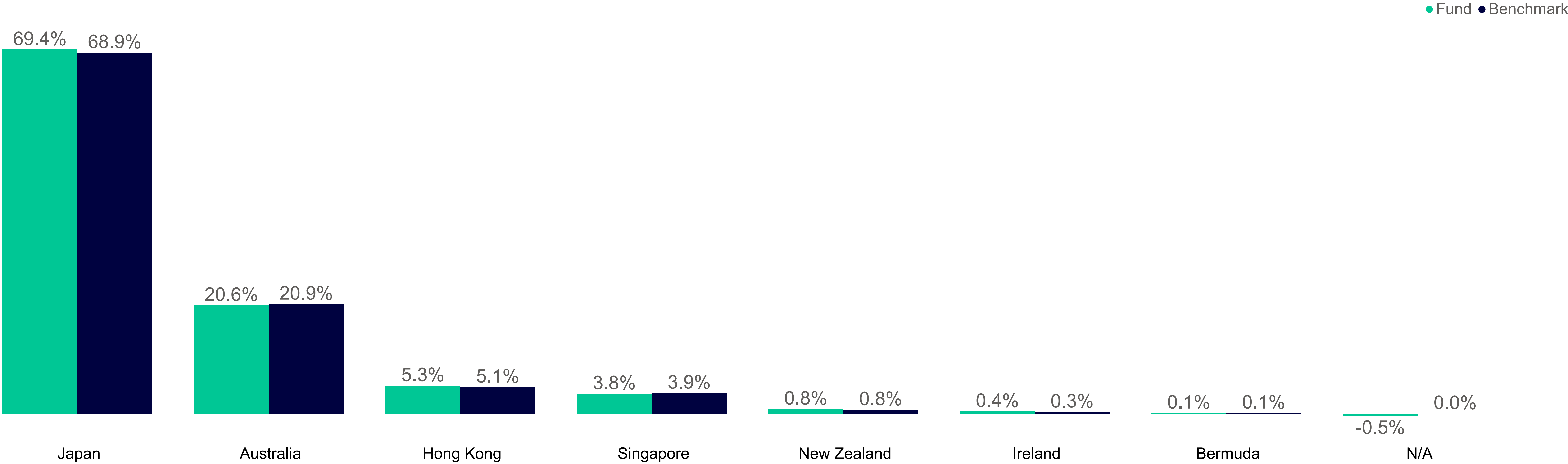
Top Holdings by Weight



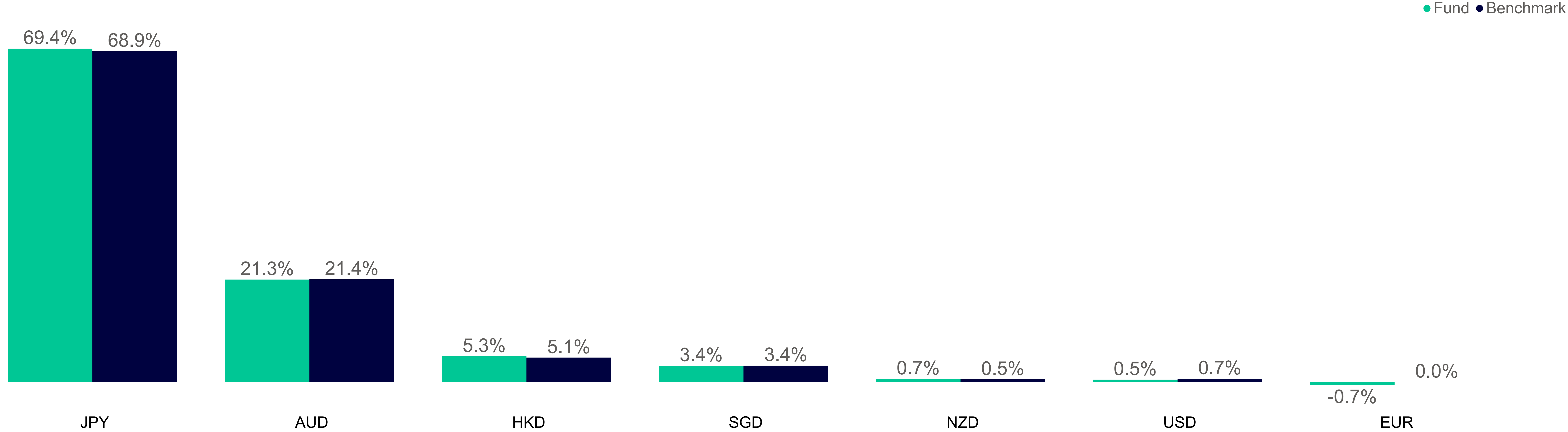
Sector Allocation (Top by Weight)



Country Allocation (Top by Weight)



Currency Allocation (Top by Weight)

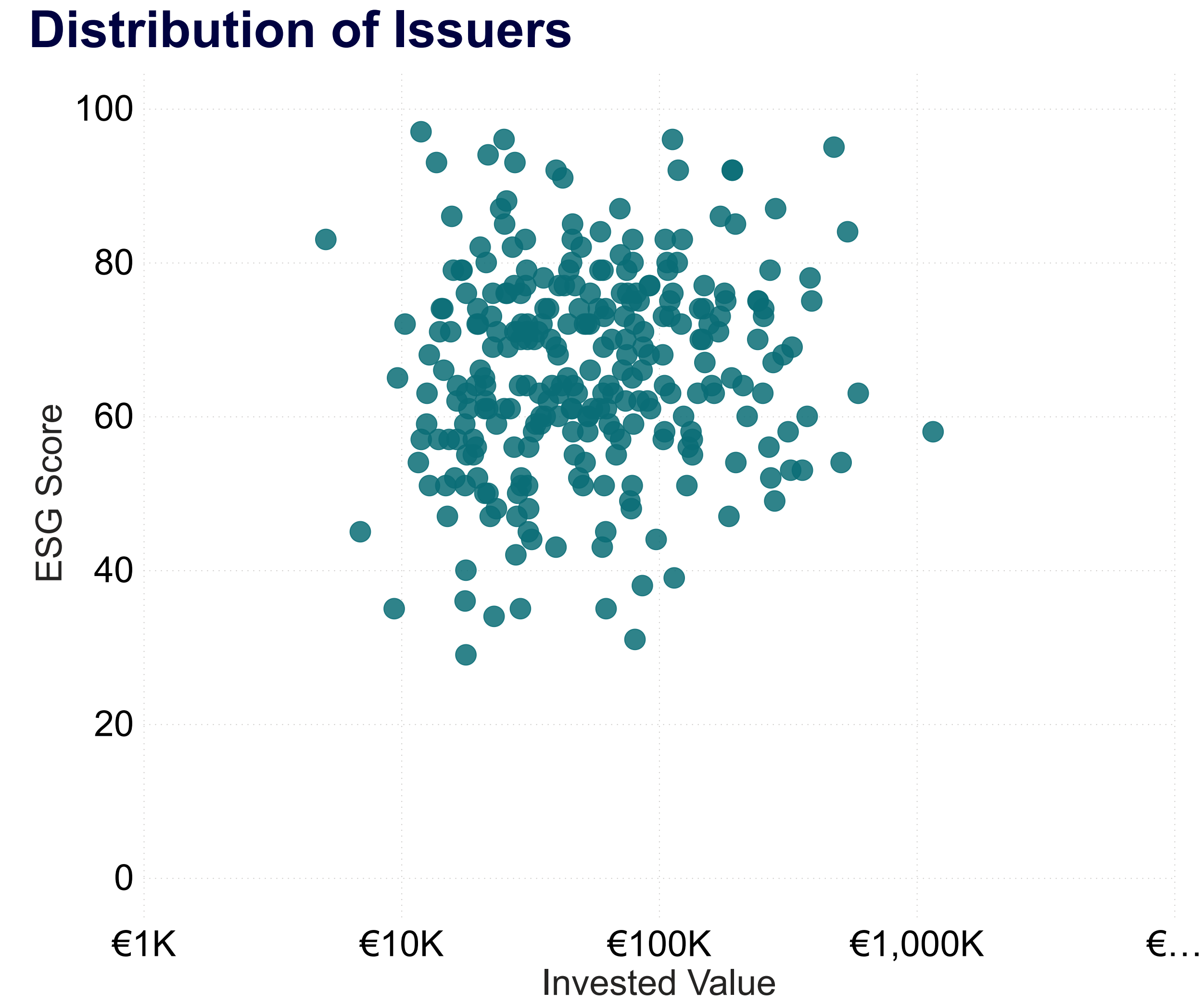


cardano

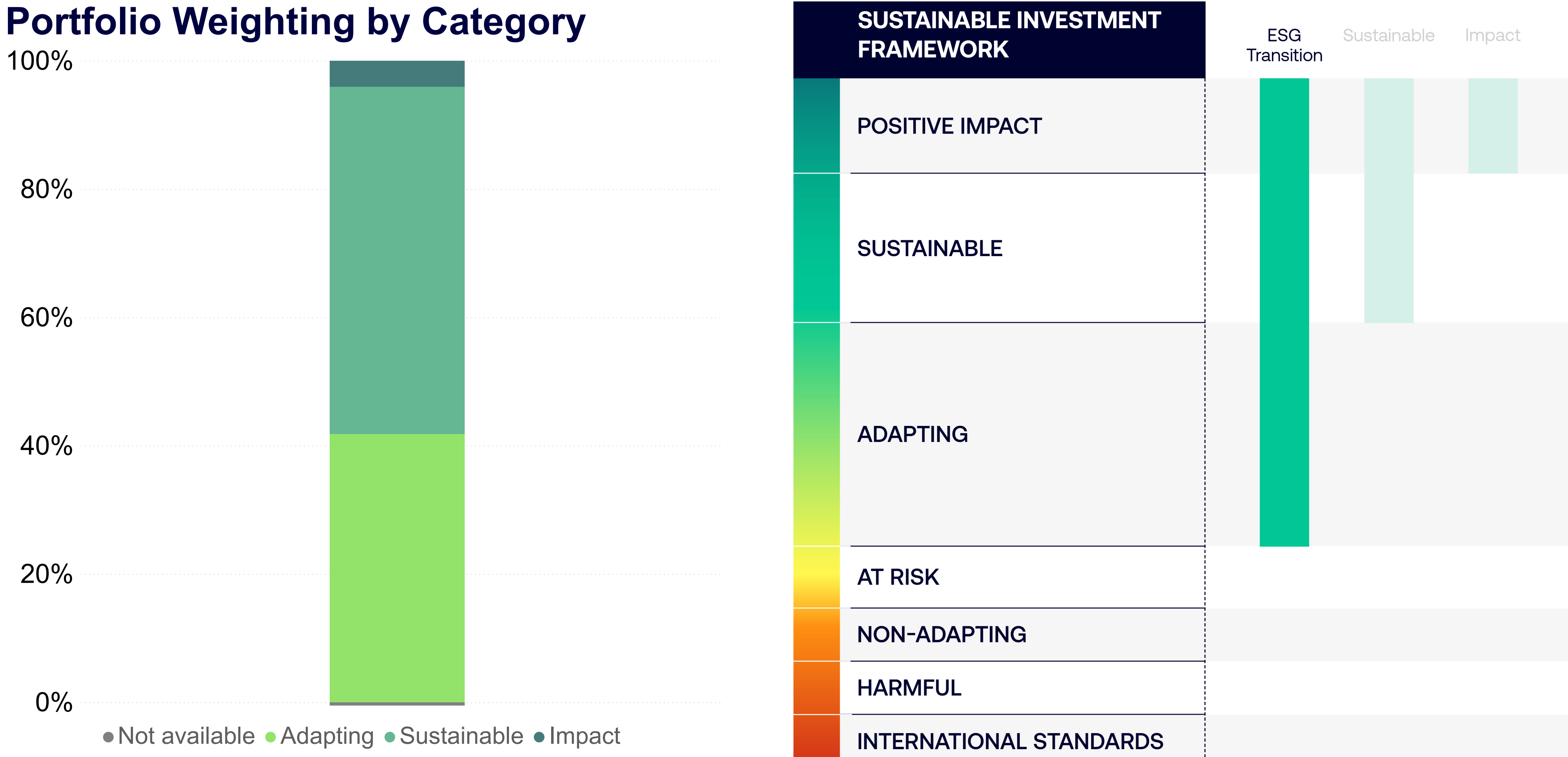
Cardano ESG Transition Enhanced Index Equity Pacific (I)

Factsheet as of end of March 2024

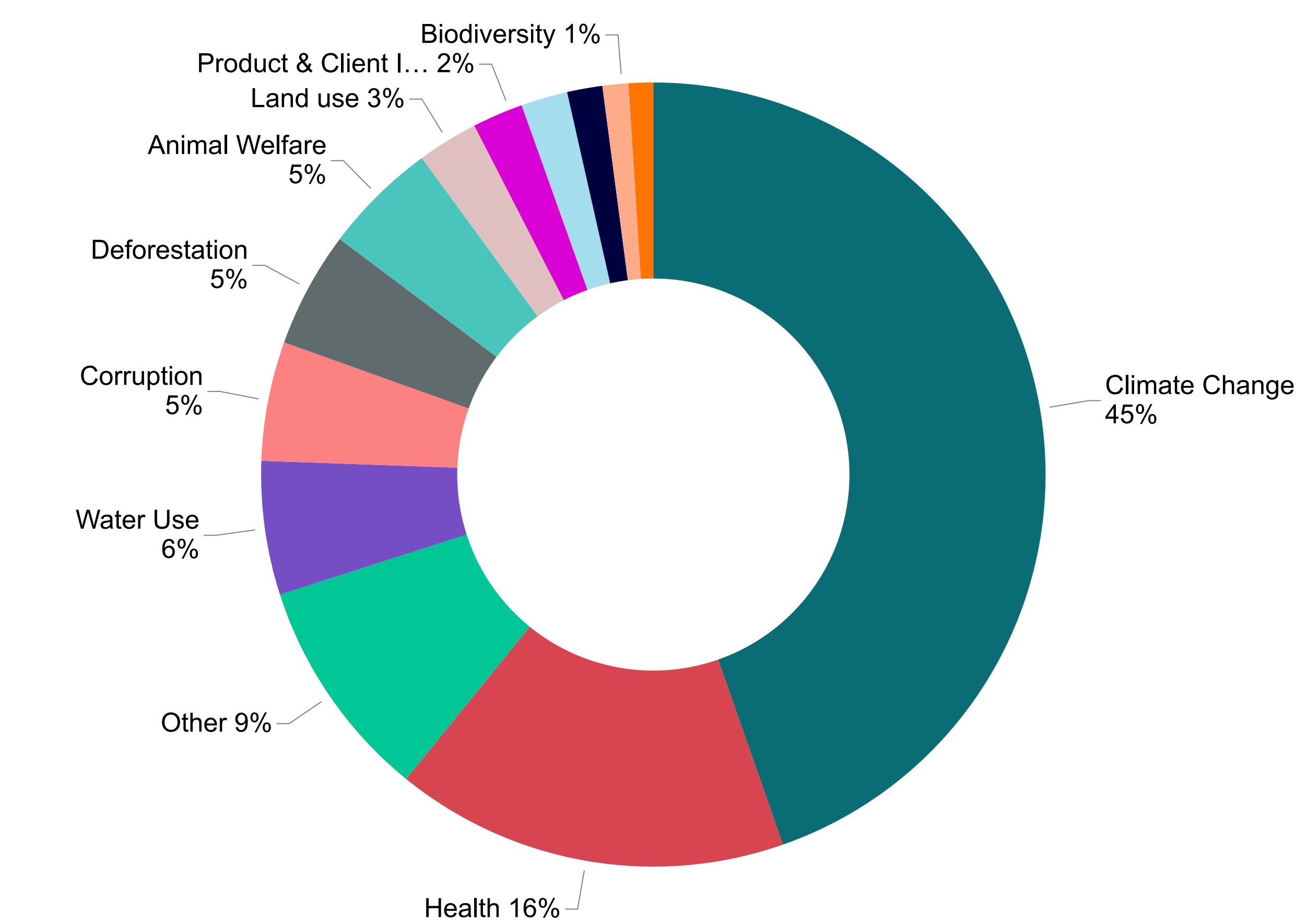
ESG Score: 67 out of 100



Sustainable Investment Framework



Engagement Topics



Carbon Footprint (Scope 1 and 2)



Engagement Metrics

New Engagements (Last 6 Months): -

Open Engagements: 23

Closed Successful Engagements: 56

Closed Unsuccessful Engagements: 3

Disclaimer: The fund manager of Cardano ESG Transition Enhanced Index Equity Pacific (I) is Cardano Asset Management N.V. (Cardano). Cardano and Cardano ESG Transition Enhanced Index Equity Pacific (I) are registered with the Dutch Authority for the Financial Markets (AFM). The prospectus and the Key Information Document for this fund are available via www.cardano.nl/onze-fondsen/. This factsheet should not be regarded as investment advice. The value of your investment can fluctuate. Past performance is no guarantee of future returns. This factsheet has been translated from the original factsheet in Dutch. In case of any doubt or ambiguity in the English text, the Dutch text shall prevail. Returns are based on geometric mean values. To the extent figures are shown for time periods that exceed the period of existence of the fund, the figures are partly derived from the historical returns of the fund from which this fund originated. Morningstar information and the ESG information on page 3 relates to the previous month.