

Fund Profile

Cardano ESG Transition Enhanced Index Equity Global ex Fossil (I) invests in listed equities of companies from Europe, North America and Asia Pacific. The objective is to approach the benchmark return as much as possible through a systematic investment approach, taking into account the Cardano Sustainable Investment Policy. The fund promotes environmental and social characteristics as referred to in Article 8 of the SFDR, pursuing one or more long-term Cardano Sustainability Objectives. Investments for this fund are made only in companies categorized by Cardano as ‘adaptive’, ‘sustainable’ or ‘positive impact’, so that investments are made both in companies that are already sustainable as in companies that are willing and able to make the transition to a sustainable world. The fund does not invest in companies whose primary activities include the exploration, extraction, or distribution of fossil fuels, or those generating electricity from mainly fossil sources. All companies in the investment universe are assigned an ESG score, combining to a weighted ESG score for the fund. The currency risk is not hedged.

Key Information

ISIN Code: NL0015000PP5

Type of Fund: Equity

Currency: Euro

Stock Exchange Listing: -

Trading Frequency: Daily

Fund Manager: Cardano Asset Management N.V.

Investment Institution: Cardano Institutional Investment Funds

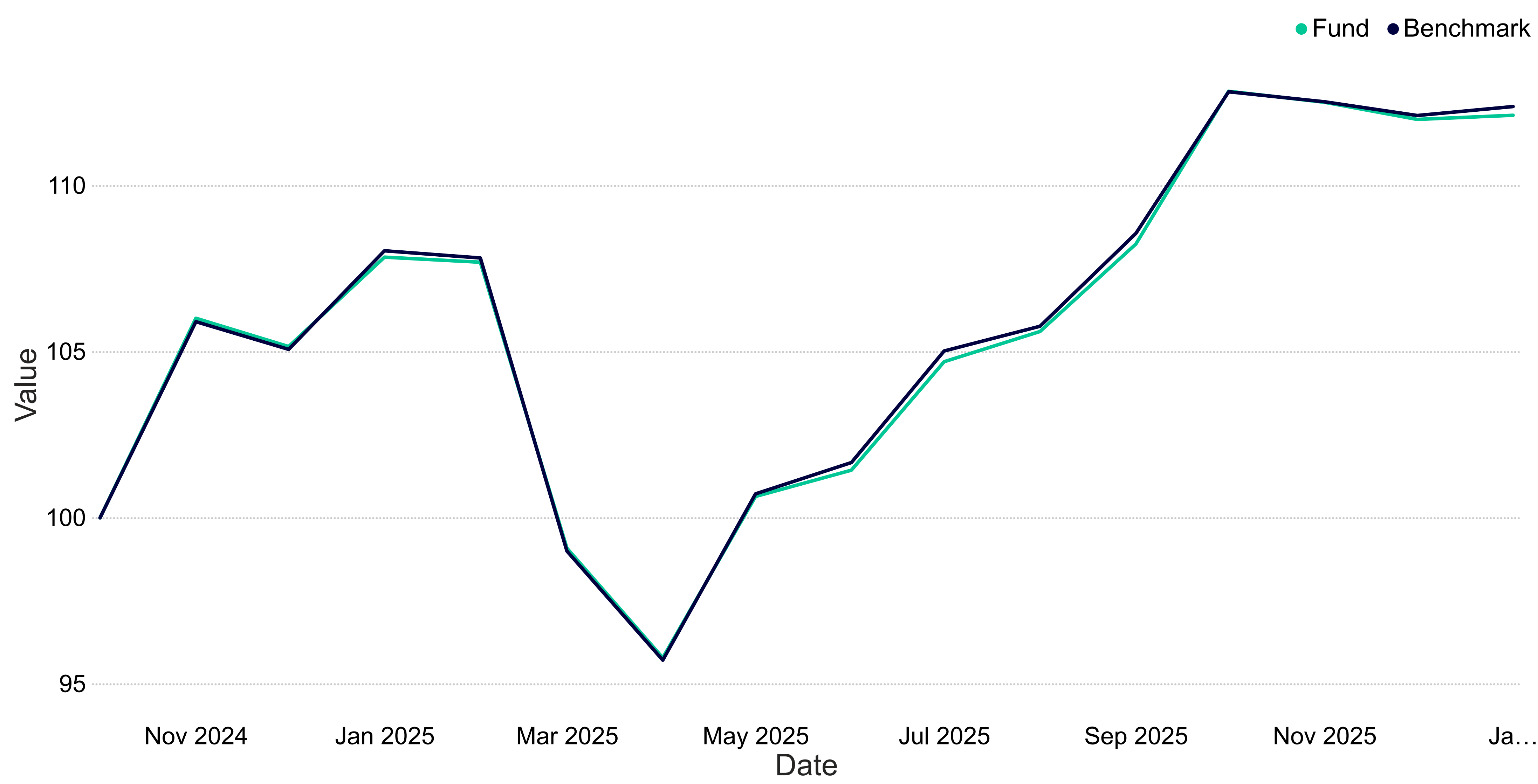
Country of Residence: The Netherlands

Inception Date Fund: 01/10/2024

Inception Date Participation Class:

Benchmark: Solactive ISS ESG Developed Markets Paris-Aligned Benchmark Index NTR

Cumulative Performance (Net of Fees)



Fund Facts

NAV End of Month: €174.57K

Total Fund Size: €250,204,127

Total Value Participation Class: €250,204,126

Outstanding Participations: 1,433

Dividend Paying: No

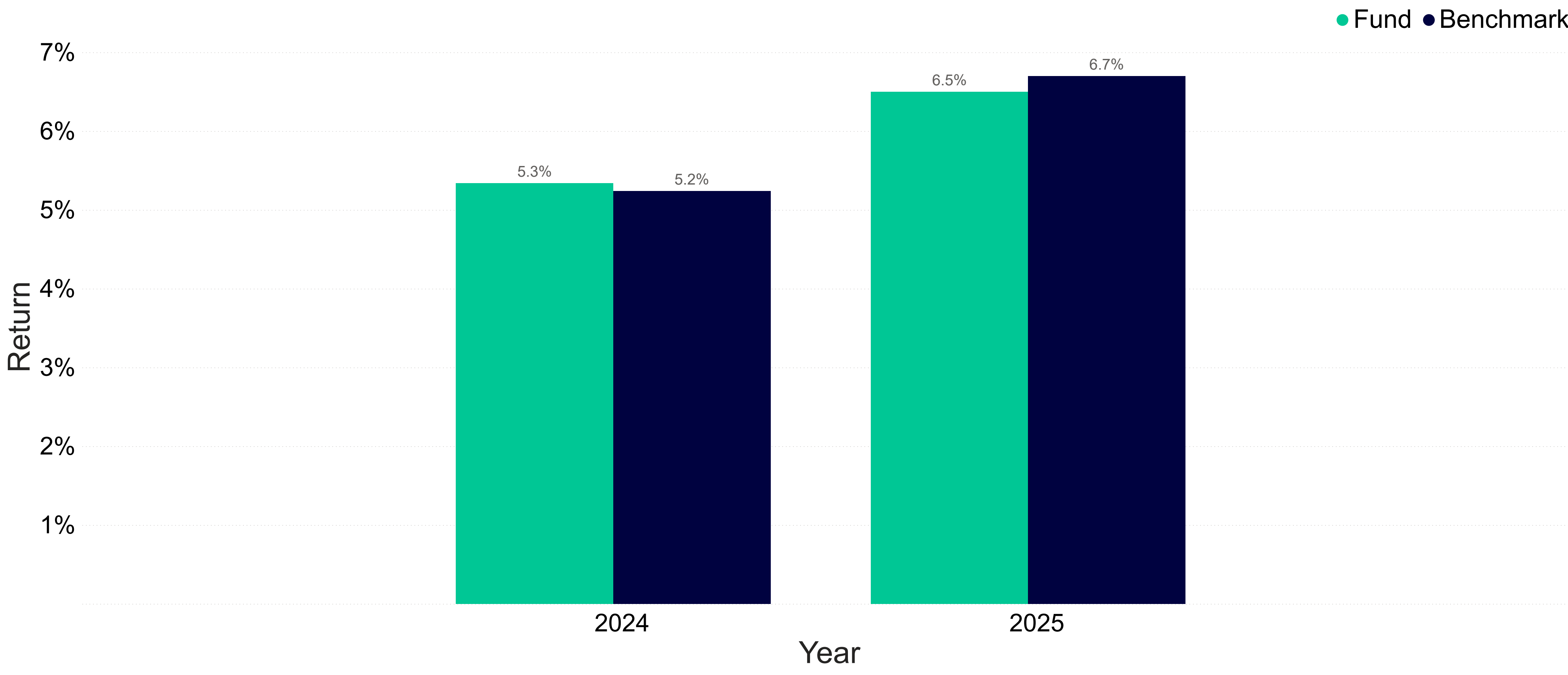
Holdings in Portfolio: 996

Price End of Month: €174.77K

Lowest Price 12 Months: €137.36K

Highest Price 12 Months: €179.35K

Calendar Year Return (Net of Fees)



Fees & Charges

Ongoing Charges: -

Management Fee: -

Service Fee: -

Entry Fee: 0.060%

Exit Fee: 0.010%

Returns (Net of Fees)

| | Portfolio | Benchmark | Excess Return |
|-------------------|-----------|-----------|---------------|
| Month-to-date | 0.11% | 0.24% | -0.13% |
| Year-to-date | 0.11% | 0.24% | -0.13% |
| 3 Months Rolling | -0.64% | -0.39% | -0.25% |
| 12 Months Rolling | 3.96% | 4.02% | -0.06% |
| 3 Year Annualised | | | |
| 5 Year Annualised | | | |
| Since Inception | 9.10% | 9.28% | -0.18% |

Sustainability

SFDR Classification: Art. 8

Number of Exclusions: 94

Morningstar

Morningstar Rating: -

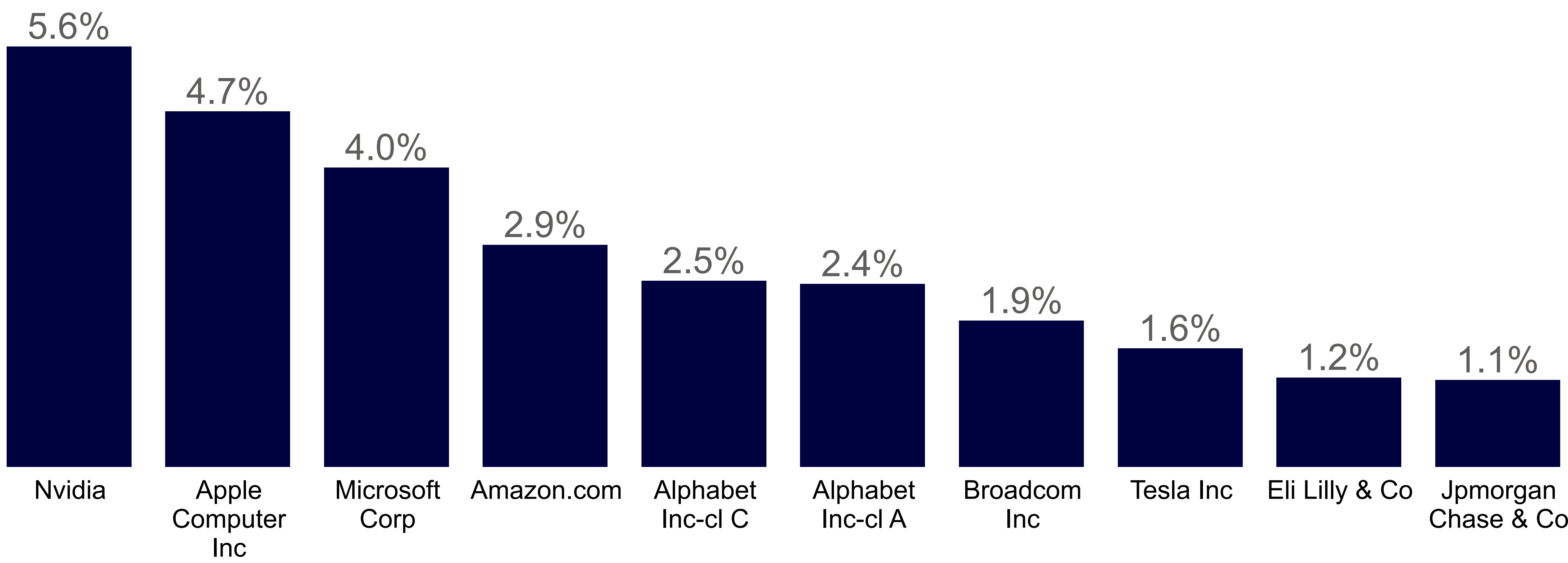
Morningstar Category: EAA Fund Global Large-Cap Blend Equity

Morningstar Peer Group Ranking: -

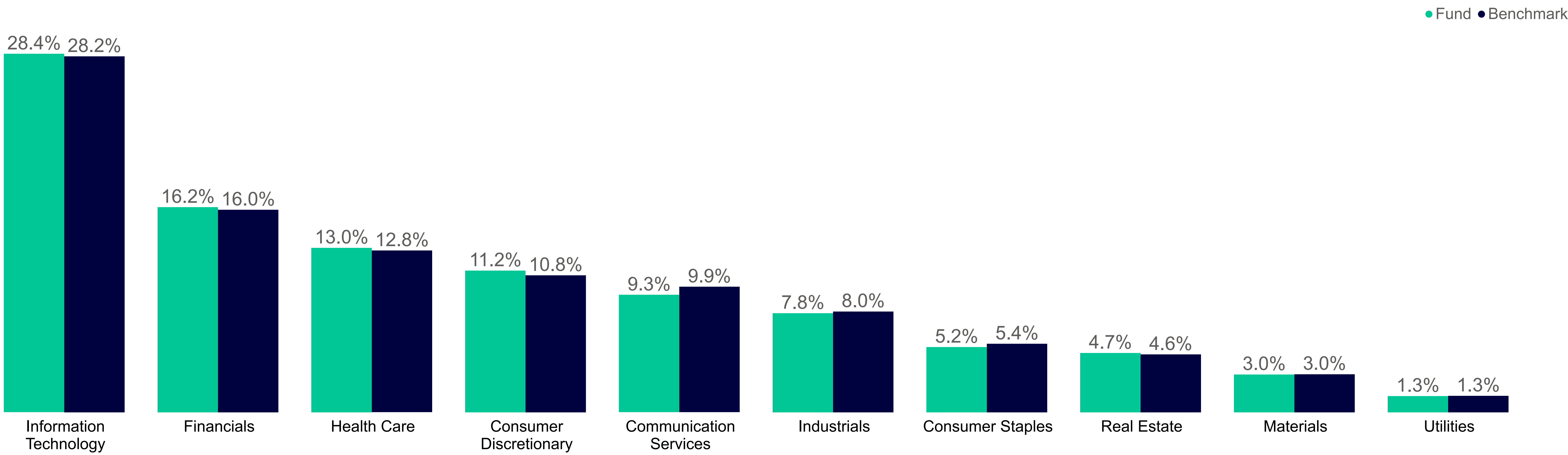
Risk Characteristics

| | Portfolio | Benchmark |
|------------------------|-----------|-----------|
| Standard Deviation 36M | - | - |
| Sharpe Ratio 36M | - | - |
| Tracking Error Ex Ante | 0.82% | |

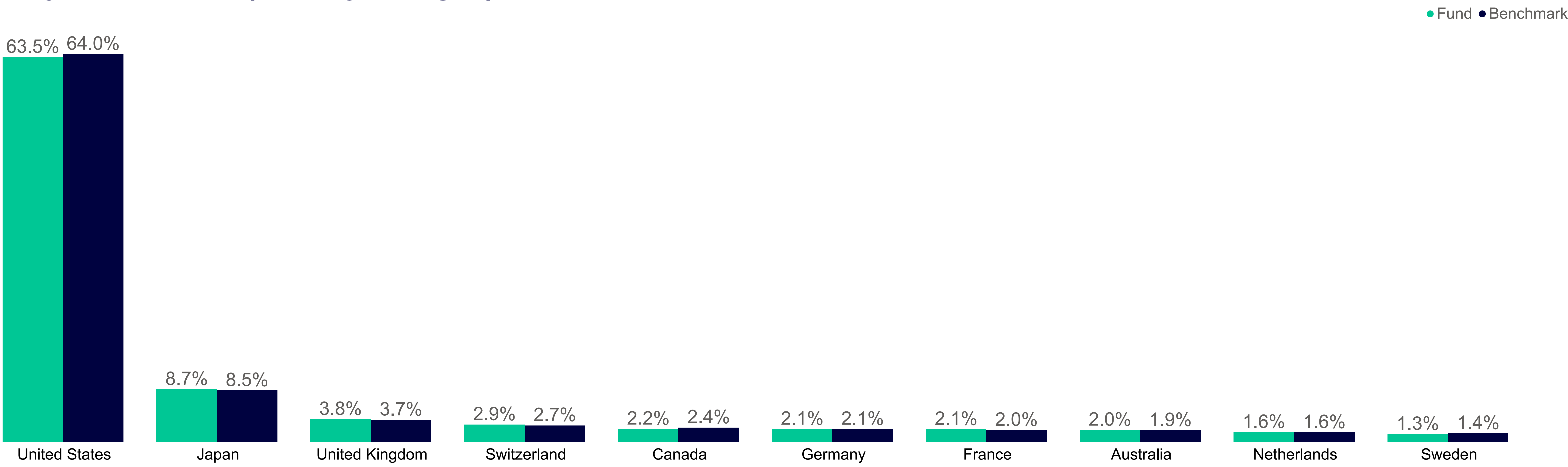
Top Holdings by Weight



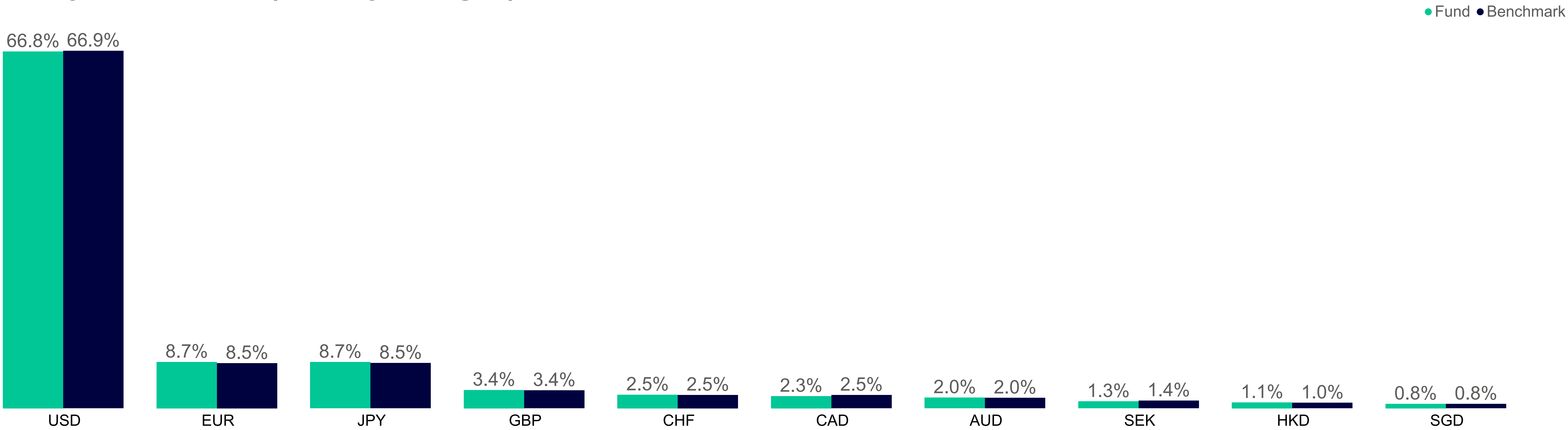
Sector Allocation (Top by Weight)



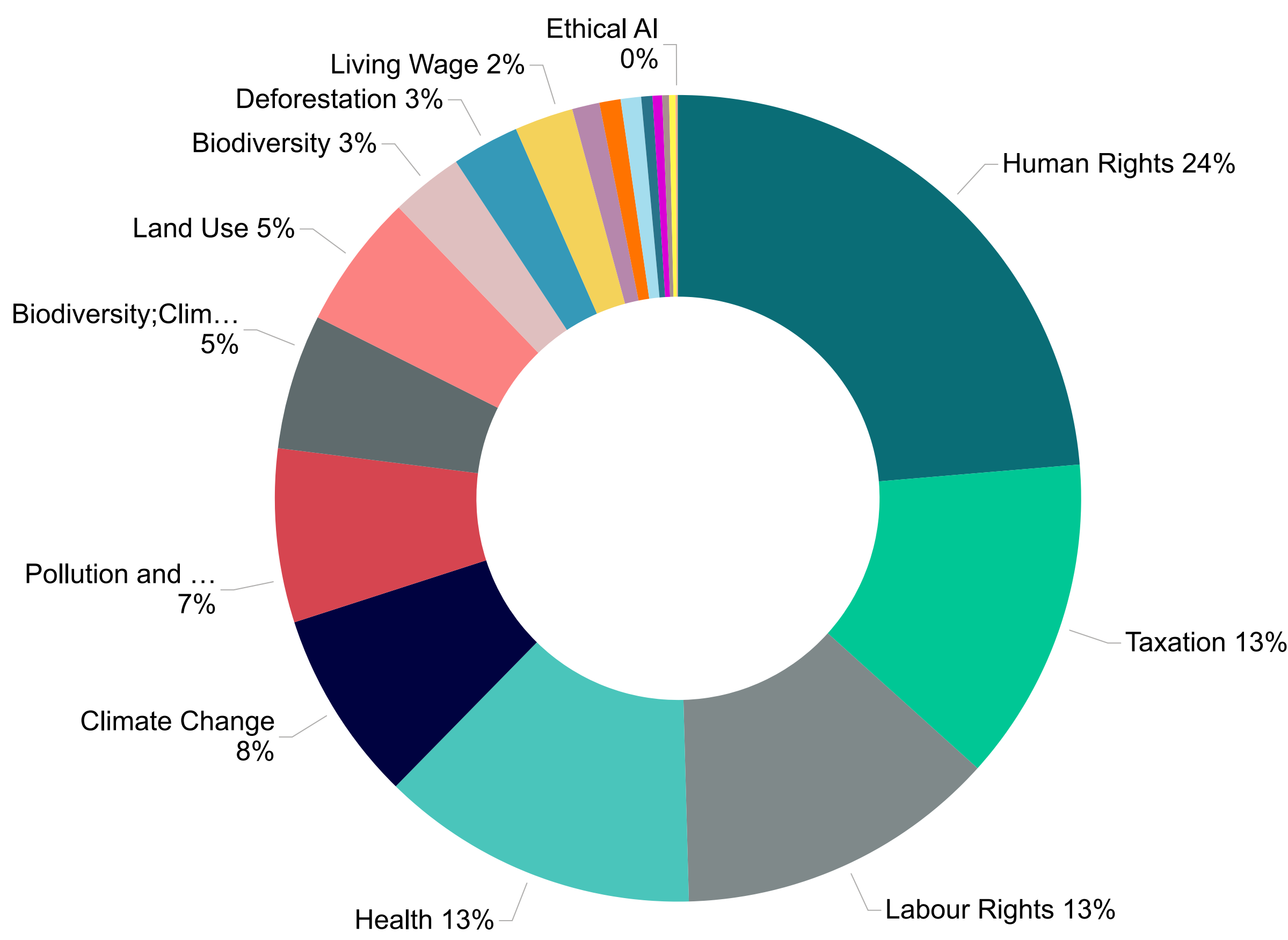
Country Allocation (Top by Weight)



Currency Allocation (Top by Weight)

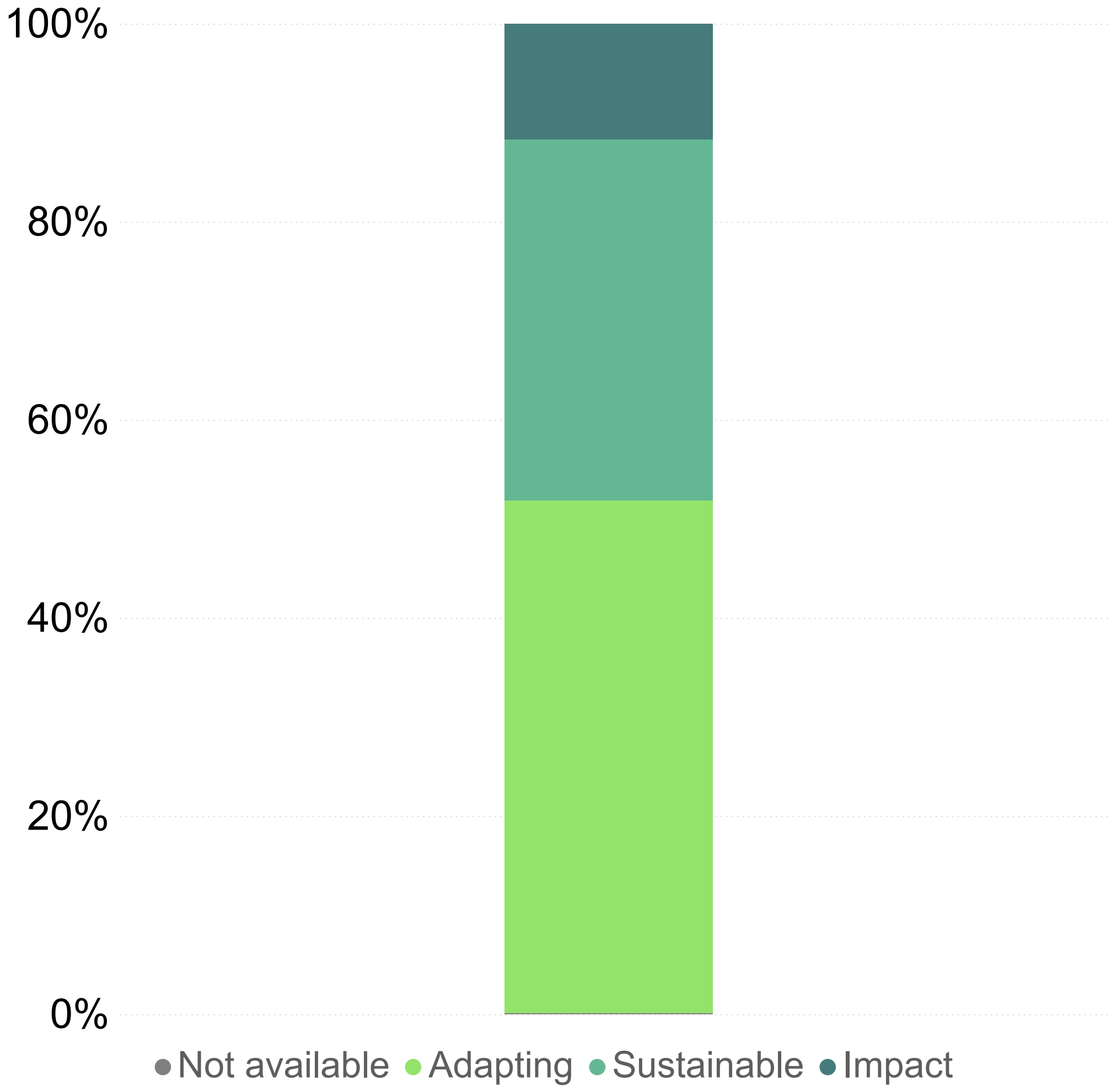


Engagement Topics



Sustainable Investment Framework

Portfolio Weighting by Category



| SUSTAINABLE INVESTMENT FRAMEWORK | |
|----------------------------------|--|
| POSITIVE IMPACT | |
| SUSTAINABLE | |
| ADAPTING | |
| AT RISK | |
| NON-ADAPTING | |
| HARMFUL | |
| INTERNATIONAL STANDARDS | |

Engagement Metrics

- New Engagements (Last 6 Months): 0
- Open Engagements: 192
- Closed Successful Engagements: 8
- Closed Unsuccessful Engagements: 32

Carbon Footprint (Scope 1 and 2)

