

# IC North America Equity ESG Index Fund

Factsheet per eind januari 2026



## Fund Profile

The objective of the IC North America Equity ESG Index Fund, taking into account the sustainable investment policy applicable to the Fund, is to achieve a return for Participants that approximates the return of the Solactive GBS North America Large & Mid Cap EUR Index NTR (Index) as closely as possible. To this end, the Fund invests in listed shares of companies in the United States and Canada. The value of the assets may fluctuate significantly as a result of the investment policy, both in absolute terms and relative to the Index. The Fund observes the UCITS investment restrictions and invests no more than 10% in undertakings for collective investment in transferable securities.

## Key Information

**ISIN Code:** NL0015002QB9

**Type of Fund:** Equity

**Currency:** Euro

**Stock Exchange Listing:** Euronext Amsterdam

**Trading Frequency:** Daily

**Fund Manager:** Cardano Asset Management N.V.

**Investment Institution:** Cardano Investment Funds I

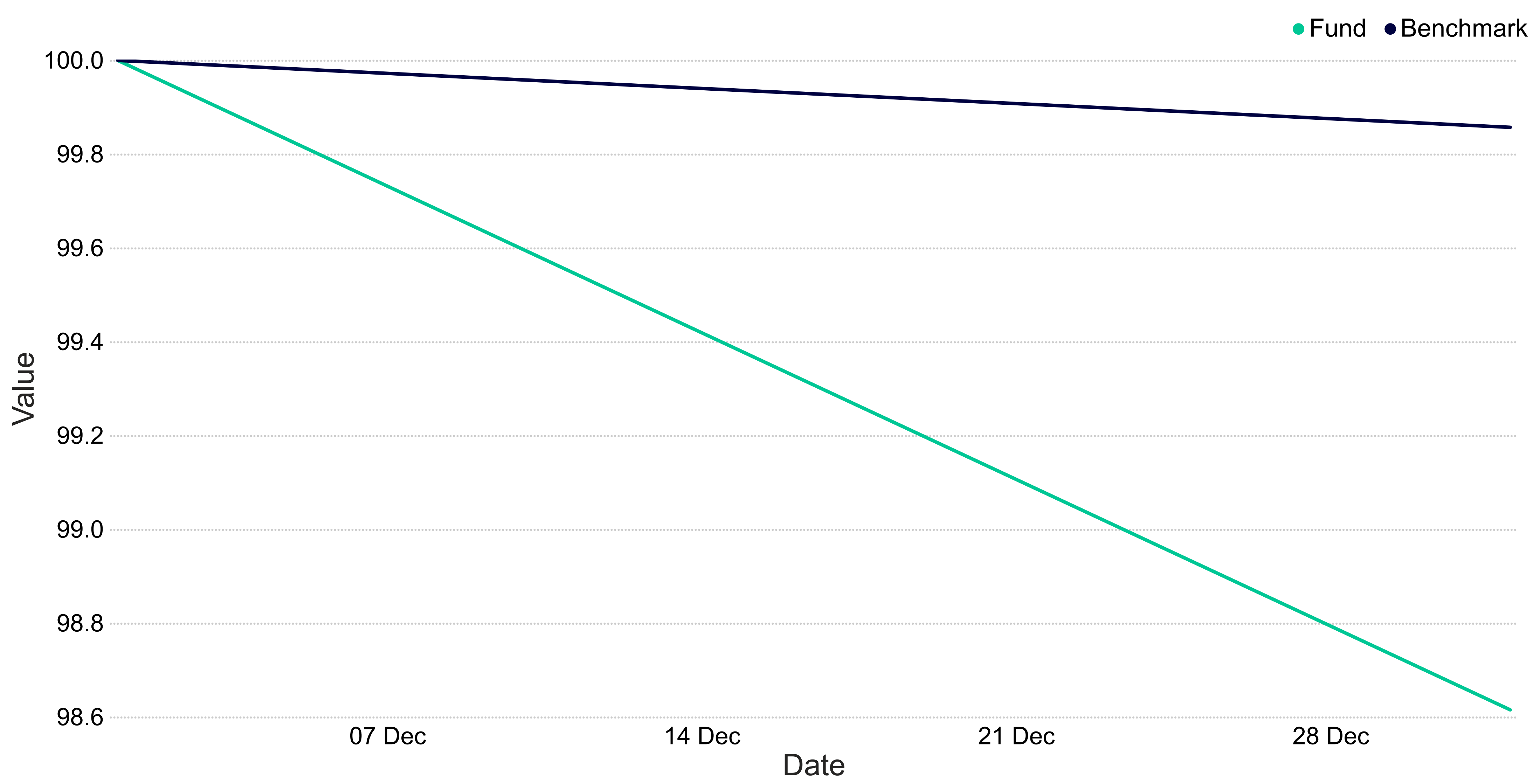
**Country of Residence:** The Netherlands

**Inception Date Fund:** 16/12/2025

**Inception Date Participation Class:**

**Benchmark:** Solactive GBS North America Large & Mid Cap EUR Index NTR

## Cumulative Performance (Net of Fees)



## Fund Facts

**NAV End of Month:** €24.85

**Total Fund Size:** €105,873,304

**Total Value Participation Class:** €105,873,304

**Outstanding Participations:** 4,261,278

**Dividend Paying:** Yes

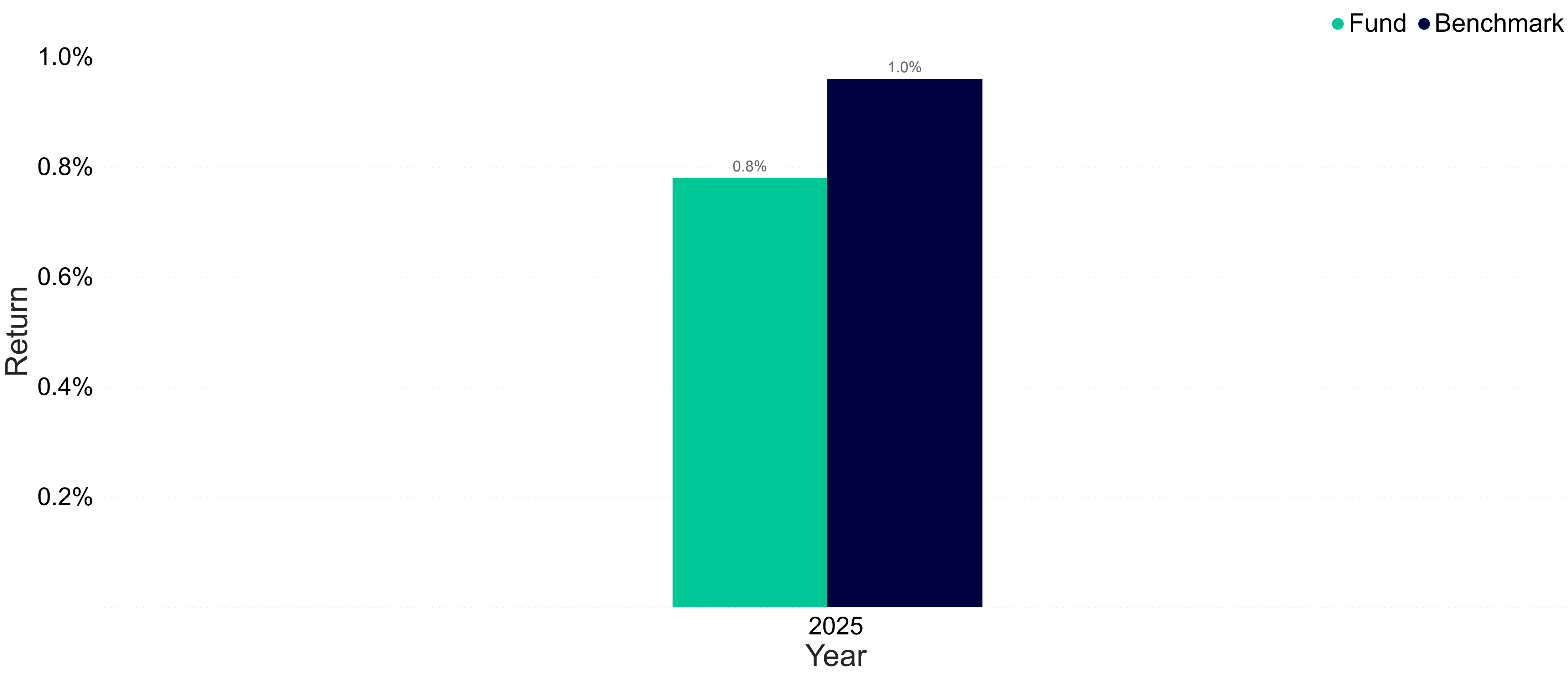
**Holdings in Portfolio:** 294

**Price End of Month:** €24.94

**Lowest Price 12 Months:** €24.79

**Highest Price 12 Months:** €25.77

## Calendar Year Return (Net of Fees)



## Fees & Charges

**Ongoing Charges:** 0.180%

**Management Fee:** 0.160%

**Service Fee:** 0.020%

**Entry Fee:** 0.040%

**Exit Fee:** 0.010%

## Returns (Net of Fees)

	Portfolio	Benchmark	Excess Return
Month-to-date	-1.38%	-0.14%	-1.24%
Year-to-date	-1.38%	-0.14%	-1.24%
3 Months Rolling			
12 Months Rolling			
3 Year Annualised			
5 Year Annualised			
Since Inception	-0.62%	0.81%	-1.43%

## Sustainability

**SFDR Classification:** Art. 8

**Number of Exclusions:** 0

## Morningstar

**Morningstar Rating:** -

**Morningstar Category:** EAA Fund US Large-Cap Blend Equity

**Morningstar Peer Group Ranking:** -

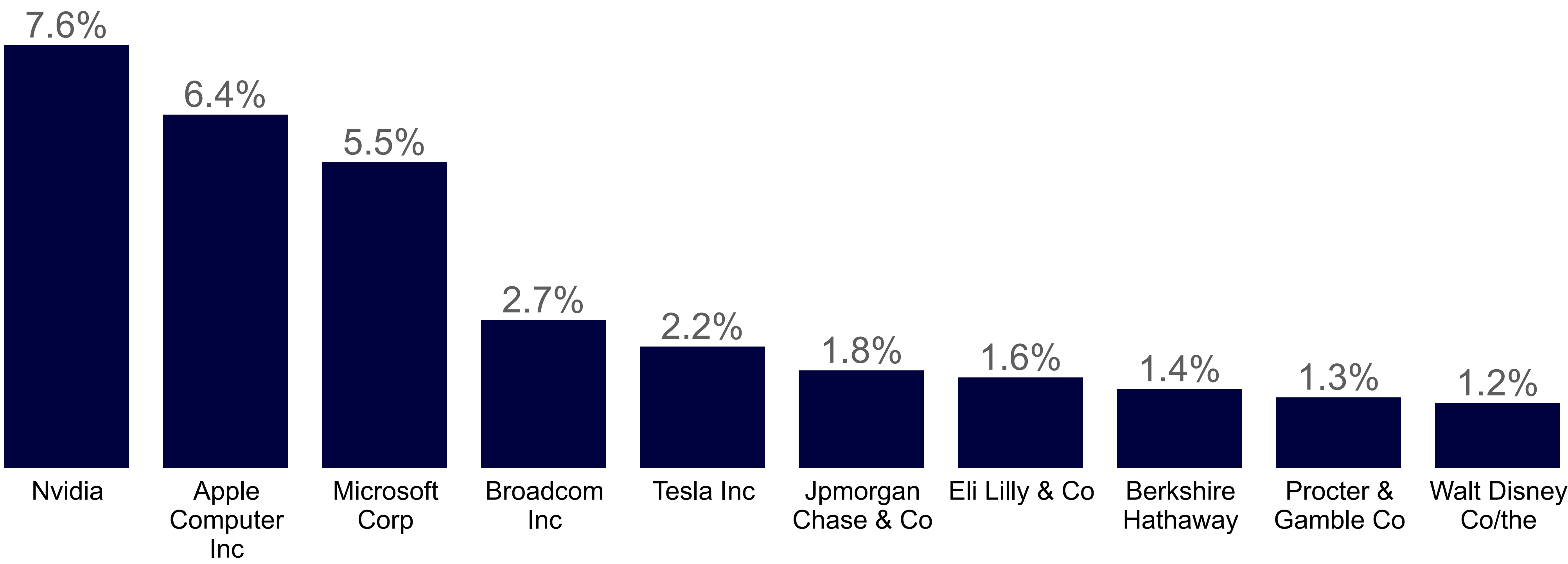
# IC North America Equity ESG Index Fund

Factsheet per eind januari 2026

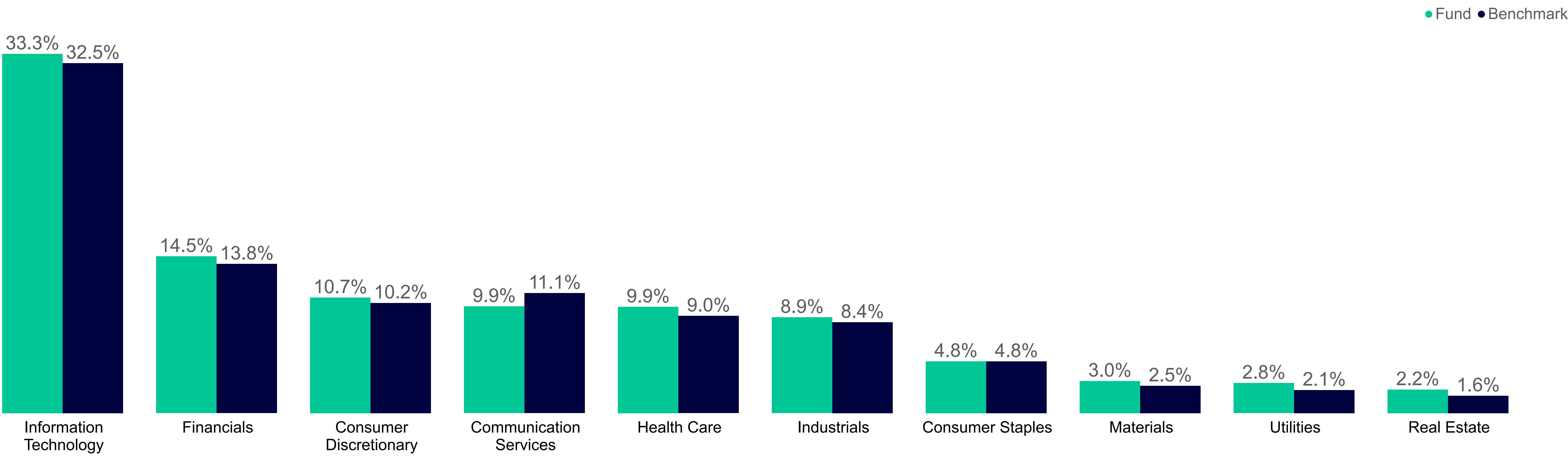
## Risk Characteristics

	Portfolio	Benchmark
Standard Deviation 36M	-	-
Sharpe Ratio 36M	-	-
Tracking Error Ex Ante	3.58%	

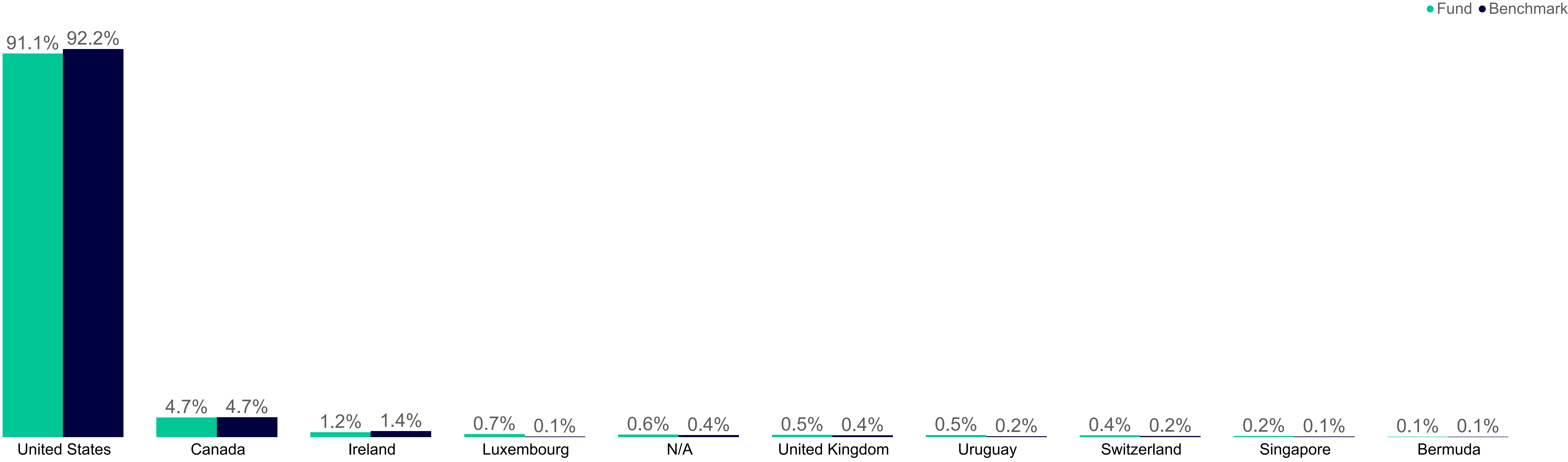
## Top Holdings by Weight



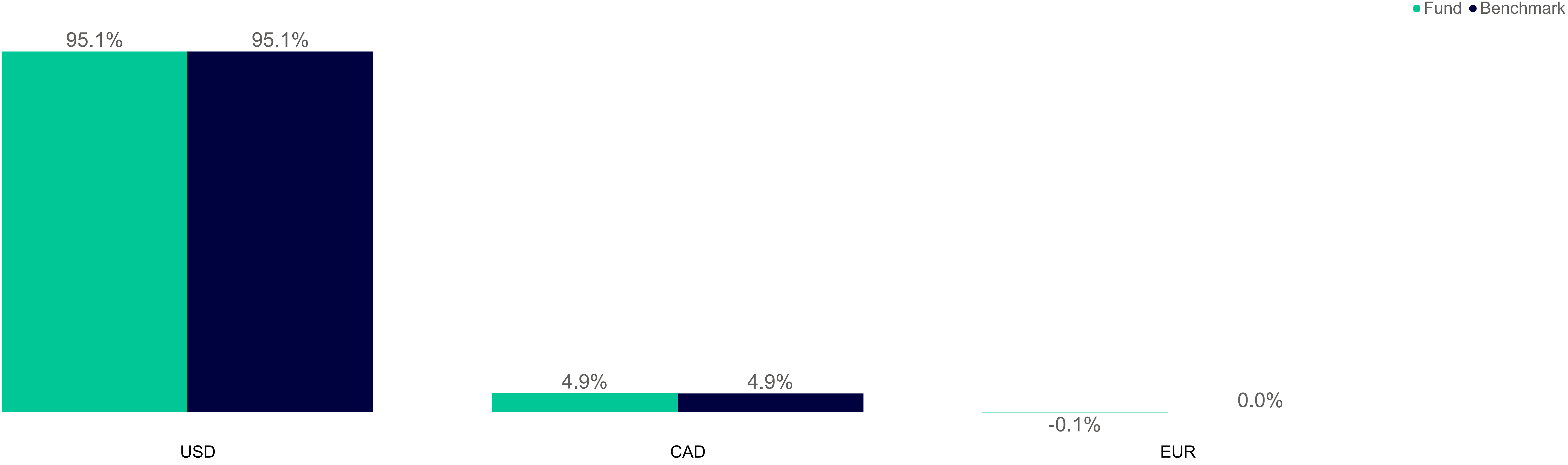
## Sector Allocation (Top by Weight)



## Country Allocation (Top by Weight)

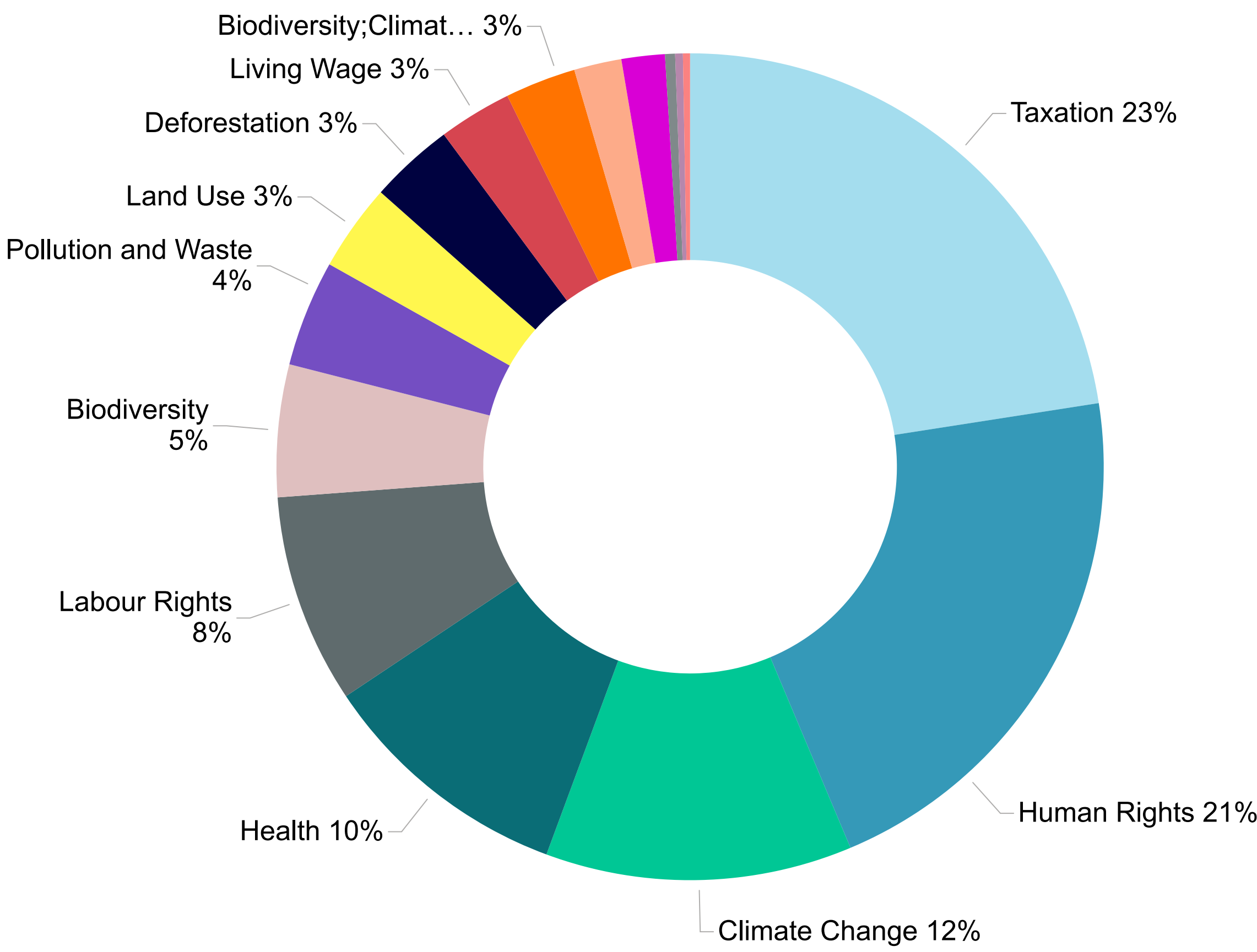


## Currency Allocation (Top by Weight)






### Engagement Topics



### Carbon Footprint (Scope 1 and 2)



### Engagement Metrics

New Engagements (Last 6 Months): 0

Open Engagements: 72

Closed Successful Engagements: 1

Closed Unsuccessful Engagements: 15