



Fund Profile

Cardano ESG Transition Enhanced Index Equity Global invests in listed equities of companies in Europe, North America and the Pacific. The objective is to approach the benchmark return as much as possible through a systematic investment approach, taking into account the Cardano Sustainable Investment Policy. The fund promotes environmental and social characteristics as referred to in Article 8 of the SFDR, pursuing one or more long-term Cardano Sustainability Objectives. Investments for this fund are made only in companies categorized by Cardano as ‘adaptive’, ‘sustainable’ or ‘positive impact’, so that investments are made both in companies that are already sustainable as in companies that are willing and able to make the transition to a sustainable world. This results in a deviation (tracking error) from the index. The cash that become available due to the exclusions, is invested such that the tracking error is minimized. All companies in the investment universe are assigned an ESG score, combining to a weighted ESG score for the fund. The currency risk is not hedged.

Key Information

**ISIN Code:** NL0011309349

**Type of Fund:** Equity

**Currency:** Euro

**Stock Exchange Listing:** Euronext Amsterdam

**Trading Frequency:** Daily

**Fund Manager:** Cardano Asset Management N.V.

**Investment Institution:** Cardano Investment Funds I

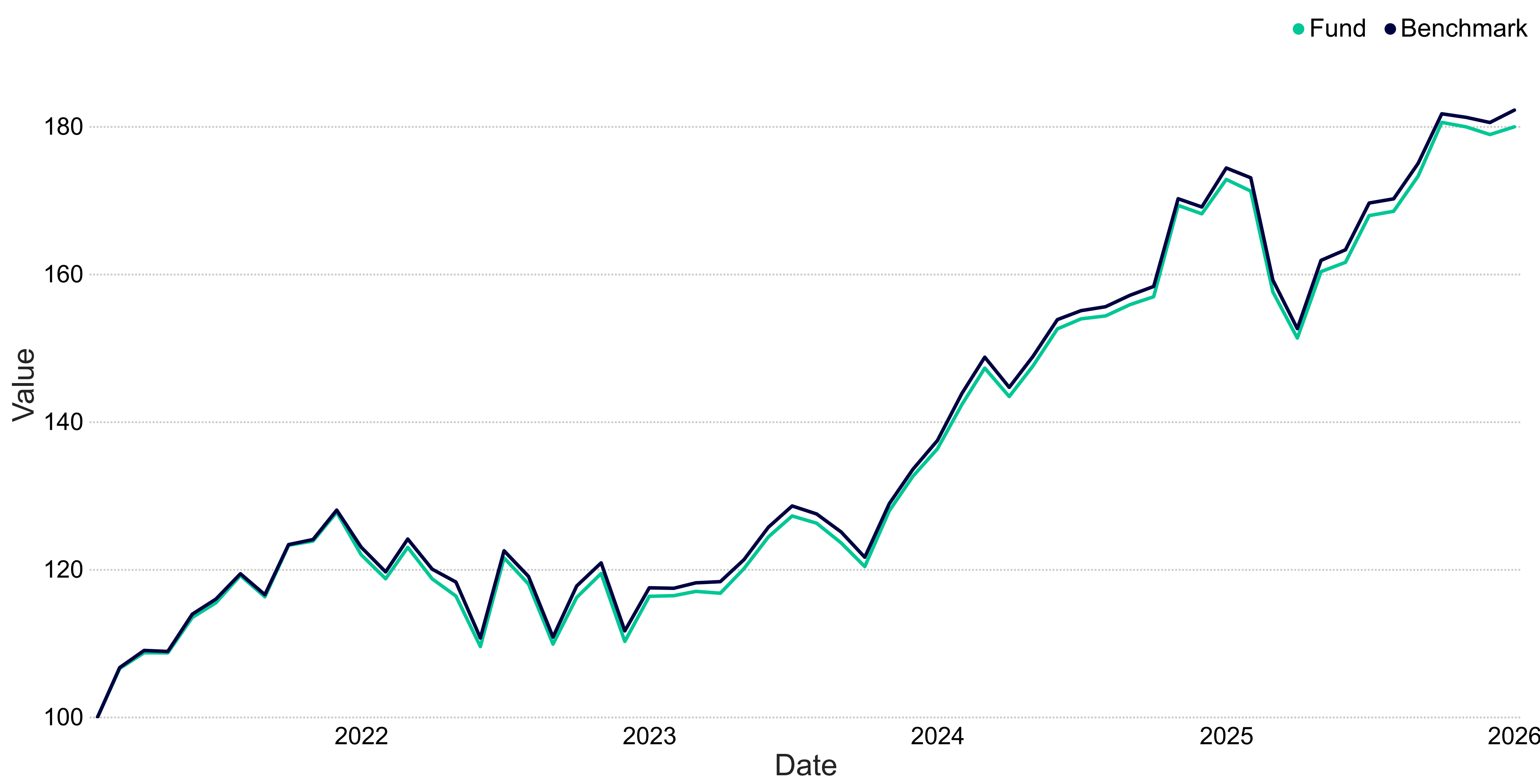
**Country of Residence:** The Netherlands

**Inception Date Fund:** 28/08/2015

**Inception Date Participation Class:** 01/02/2023

**Benchmark:** MSCI World Index Net EUR

Cumulative Performance (Net of Fees)



Fund Facts

**NAV End of Month:** €63.17

**Total Fund Size:** €7,024,506,652

**Total Value Participation Class:** €4,224,179,329

**Outstanding Participations:** 66,873,747

**Dividend Paying:** Yes

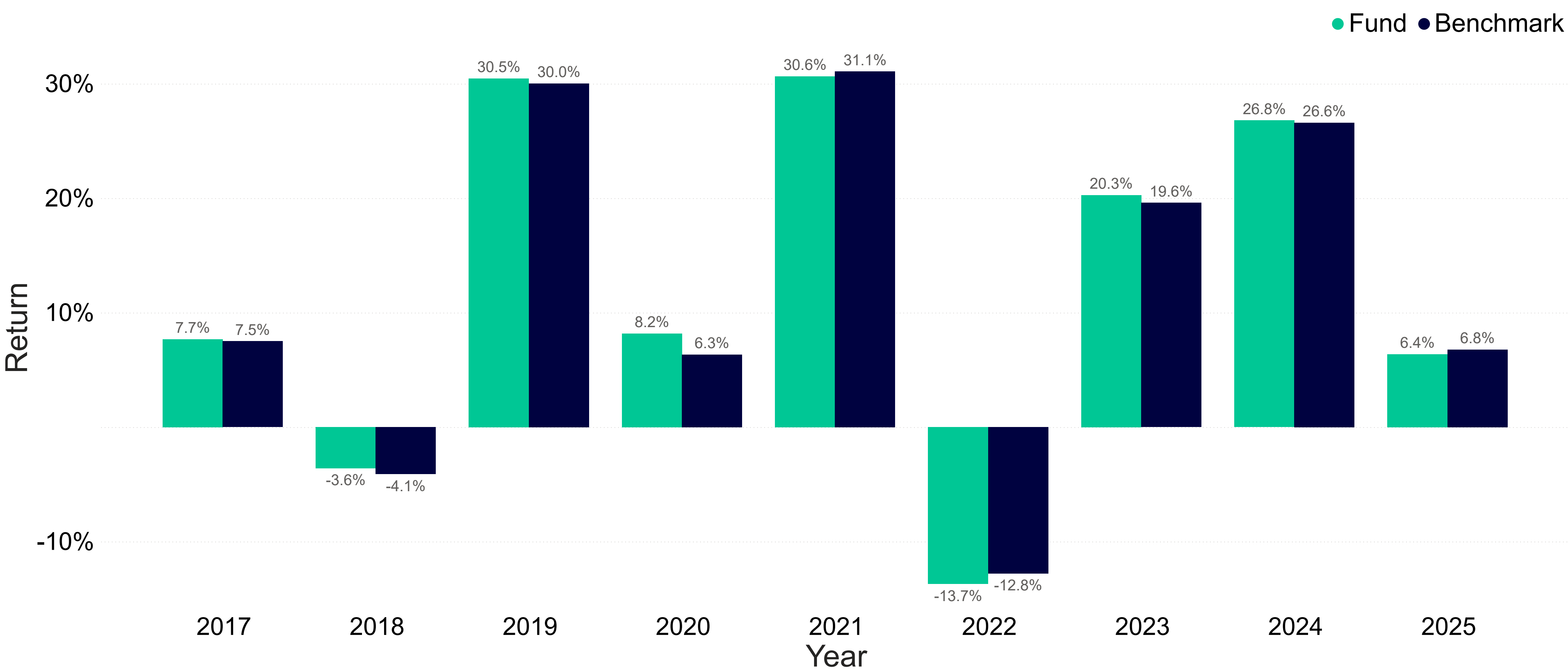
**Holdings in Portfolio:** 1119

**Price End of Month:** €63.29

**Lowest Price 12 Months:** €50.17

**Highest Price 12 Months:** €64.83

Calendar Year Return (Net of Fees)



Fees & Charges

**Ongoing Charges:** 0.100%

**Management Fee:** 0.080%

**Service Fee:** 0.020%

**Entry Fee:** 0.060%

**Exit Fee:** 0.010%

Returns (Net of Fees)

	Portfolio	Benchmark	Excess Return
Month-to-date	0.59%	0.93%	-0.35%
Year-to-date	0.59%	0.93%	-0.35%
3 Months Rolling	-0.33%	0.28%	-0.61%
12 Months Rolling	4.12%	4.50%	-0.37%
3 Year Annualised	15.64%	15.74%	-0.10%
5 Year Annualised	13.05%	13.35%	-0.29%
Since Inception	11.56%	11.34%	0.22%

Sustainability

**SFDR Classification:** Art. 8

**Number of Exclusions:** 221

Morningstar

**Morningstar Rating:** ★★★★★

**Morningstar Category:** EAA Fund Global Large-Cap Blend Equity

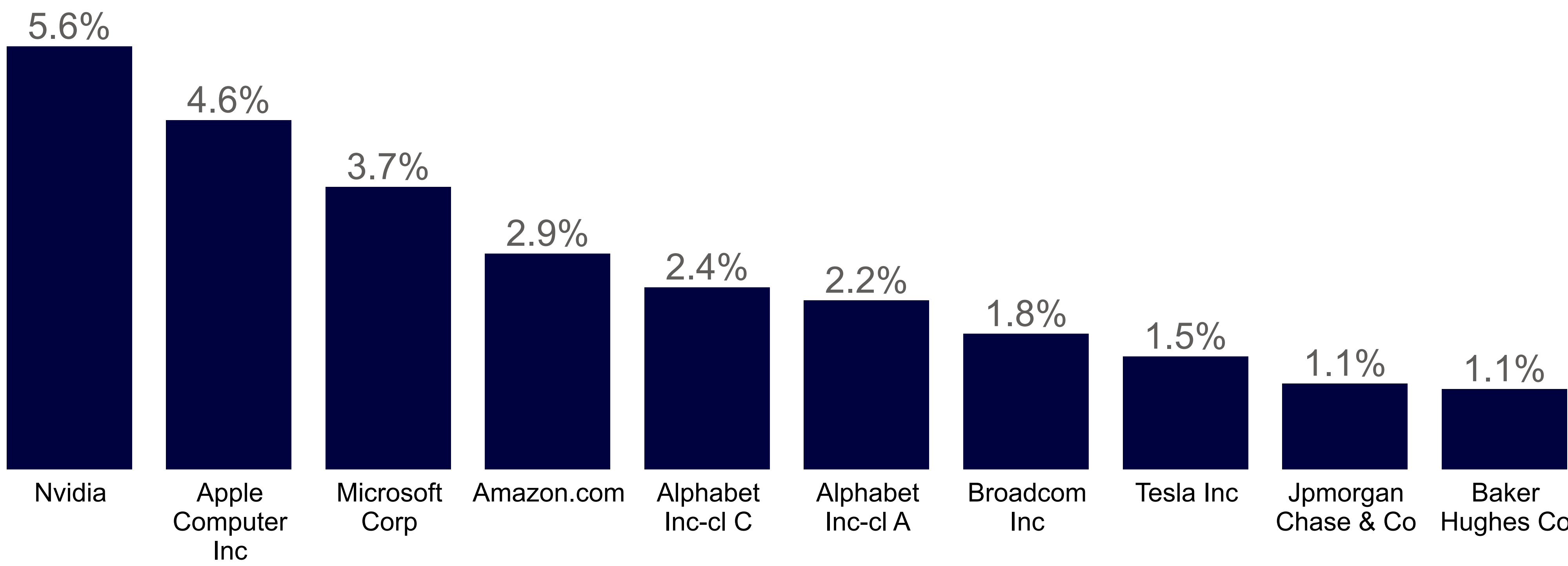
**Morningstar Peer Group Ranking:** 13



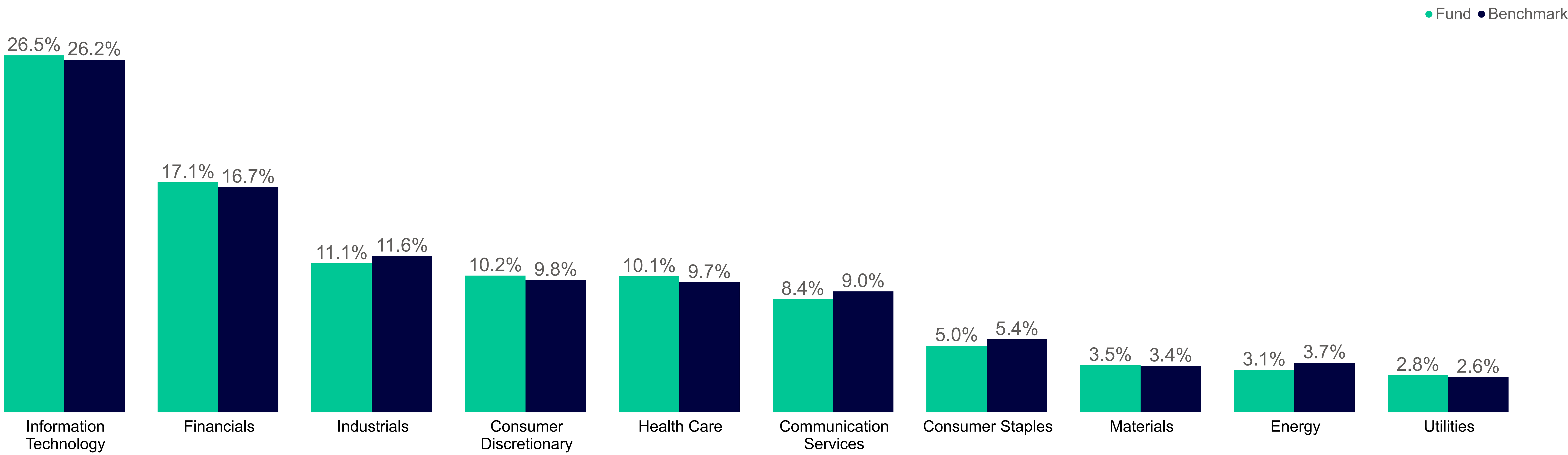
Risk Characteristics

	Portfolio	Benchmark
Standard Deviation 36M	10.59%	10.50%
Sharpe Ratio 36M	1.08	1.10
Tracking Error Ex Ante	0.78%	

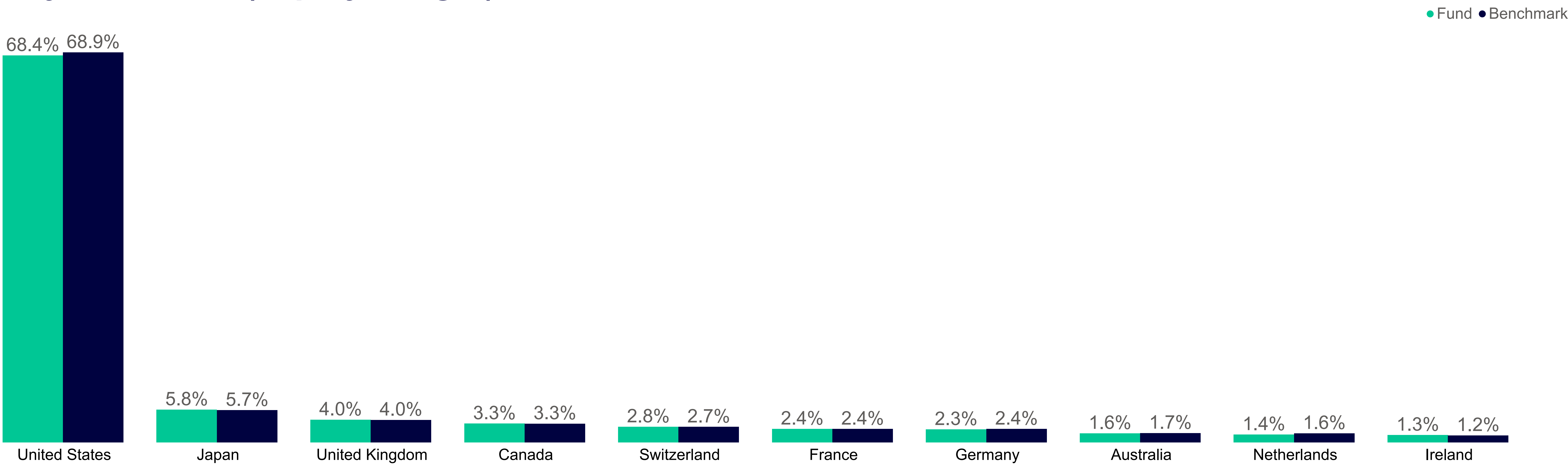
Top Holdings by Weight



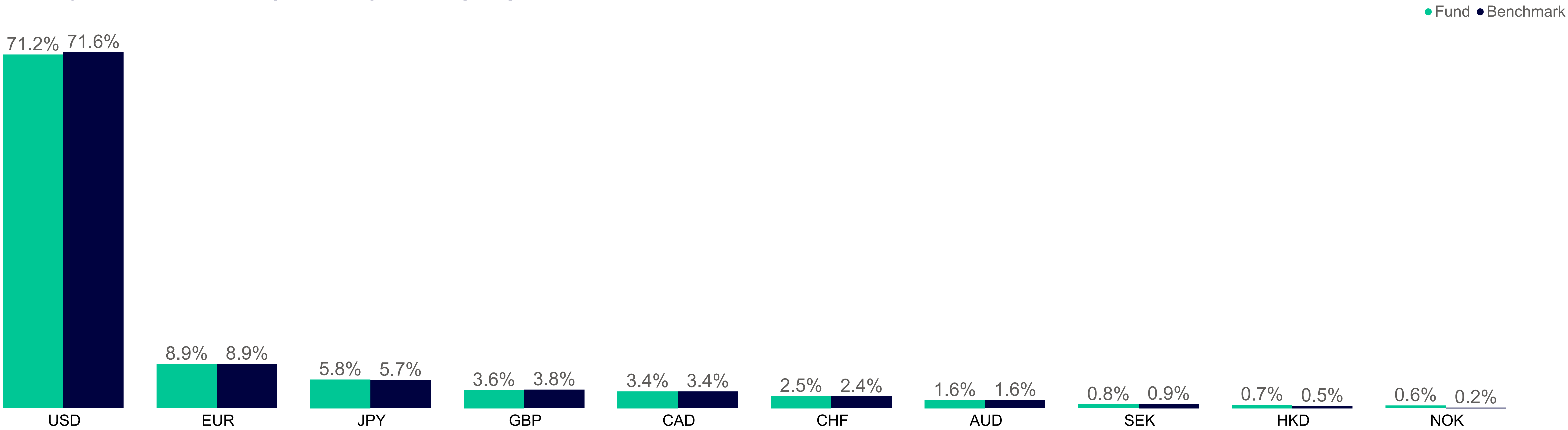
Sector Allocation (Top by Weight)



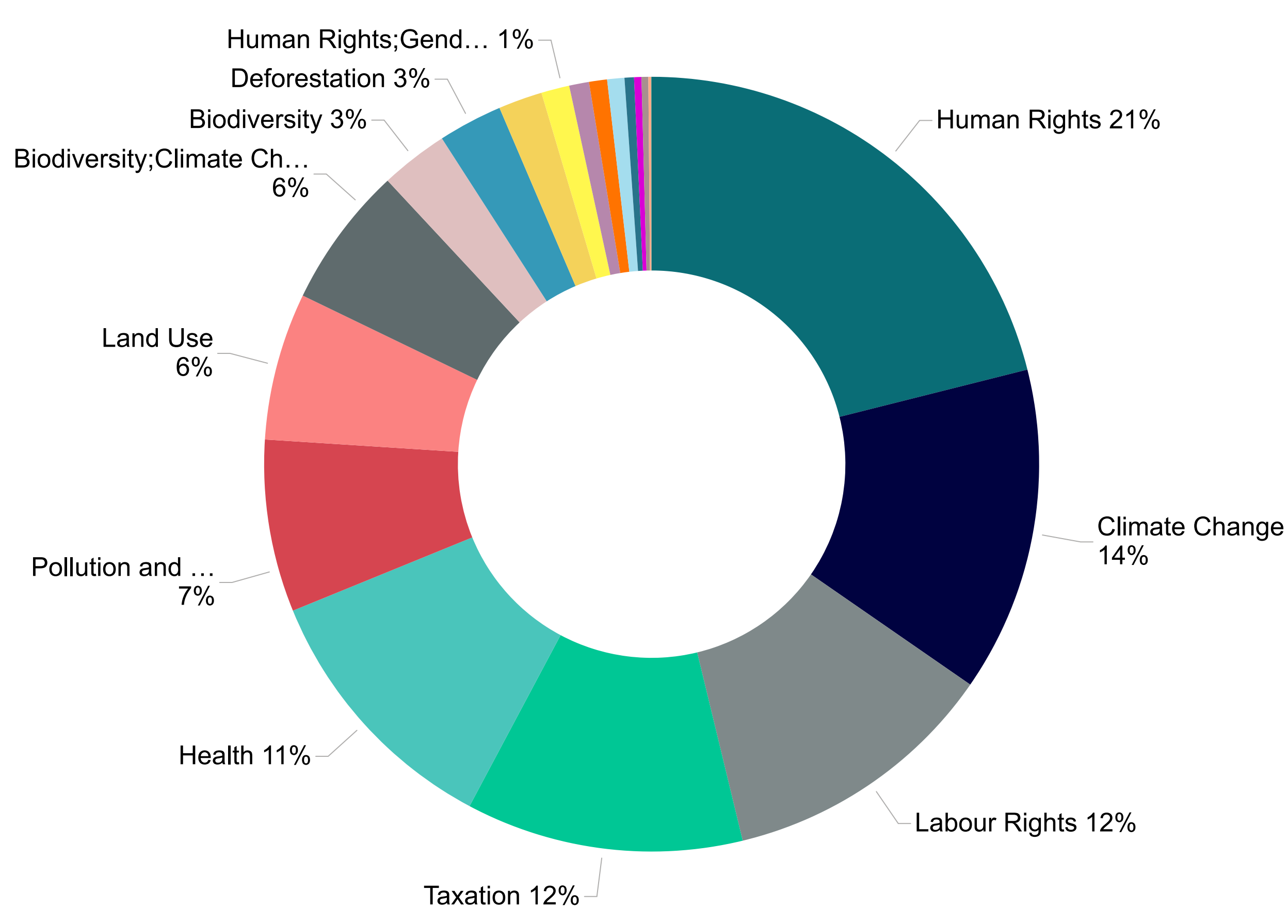
Country Allocation (Top by Weight)



Currency Allocation (Top by Weight)

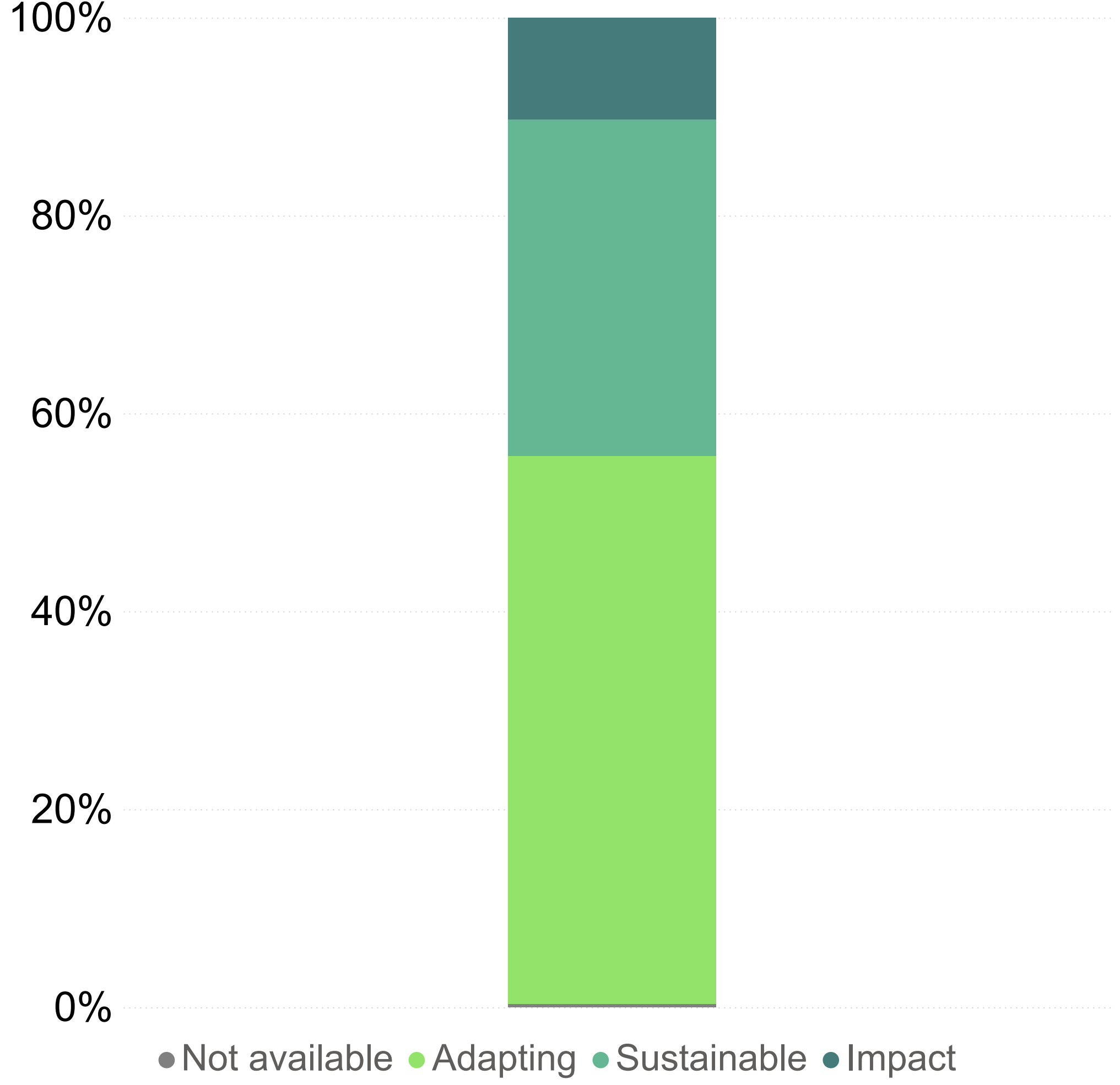


## Engagement Topics



## Sustainable Investment Framework

### Portfolio Weighting by Category



SUSTAINABLE INVESTMENT FRAMEWORK	
POSITIVE IMPACT	
SUSTAINABLE	
ADAPTING	
AT RISK	
NON-ADAPTING	
HARMFUL	
INTERNATIONAL STANDARDS	

## Engagement Metrics

- New Engagements (Last 6 Months): 0
- Open Engagements: 265
- Closed Successful Engagements: 9
- Closed Unsuccessful Engagements: 40

## Carbon Footprint (Scope 1 and 2)

