



Fund Profile

Cardano Sustainable Index Real Estate Equity Europe invests in listed equities of European real estate companies. The fund employs a passive investment strategy , aiming to replicate the index as close as possible. The index is hereby composed of real estate companies that meet minimum ESG criteria, using sustainability information specific to real estate companies. The fund promotes environmental and social characteristics as referred to in Article 8 of the SFDR, pursuing one or more long-term Cardano Sustainability Objectives. Investments for this fund are made only in companies categorized by Cardano as ‘adaptive’, ‘sustainable’ or ‘positive impact’. All companies in the investment universe are assigned an ESG score, with the fund portfolio striving for the highest possible ESG score. The currency risk is not hedged.

Key Information

ISIN Code: NL0010579132

Type of Fund: Equity

Currency: EUR

Stock Exchange Listing: Euronext Amsterdam

Trading Frequency: Daily

Fund Manager: Cardano Asset Management N.V.

Investment Institution: Cardano Investment Funds I

Country of Residence: The Netherlands

Inception Date Fund: 22/02/2018

Inception Date Participation Class: 01/02/2023

Benchmark: Global Property Research Sustainable Real Estate Index Europe

Cumulative Performance (Net of Fees)



Fund Facts

NAV End of Month: €26.65

Total Fund Size: €24,266,075

Total Value Participation Class: €24,266,075

Outstanding Participations: 910,621

Dividend Paying: Yes

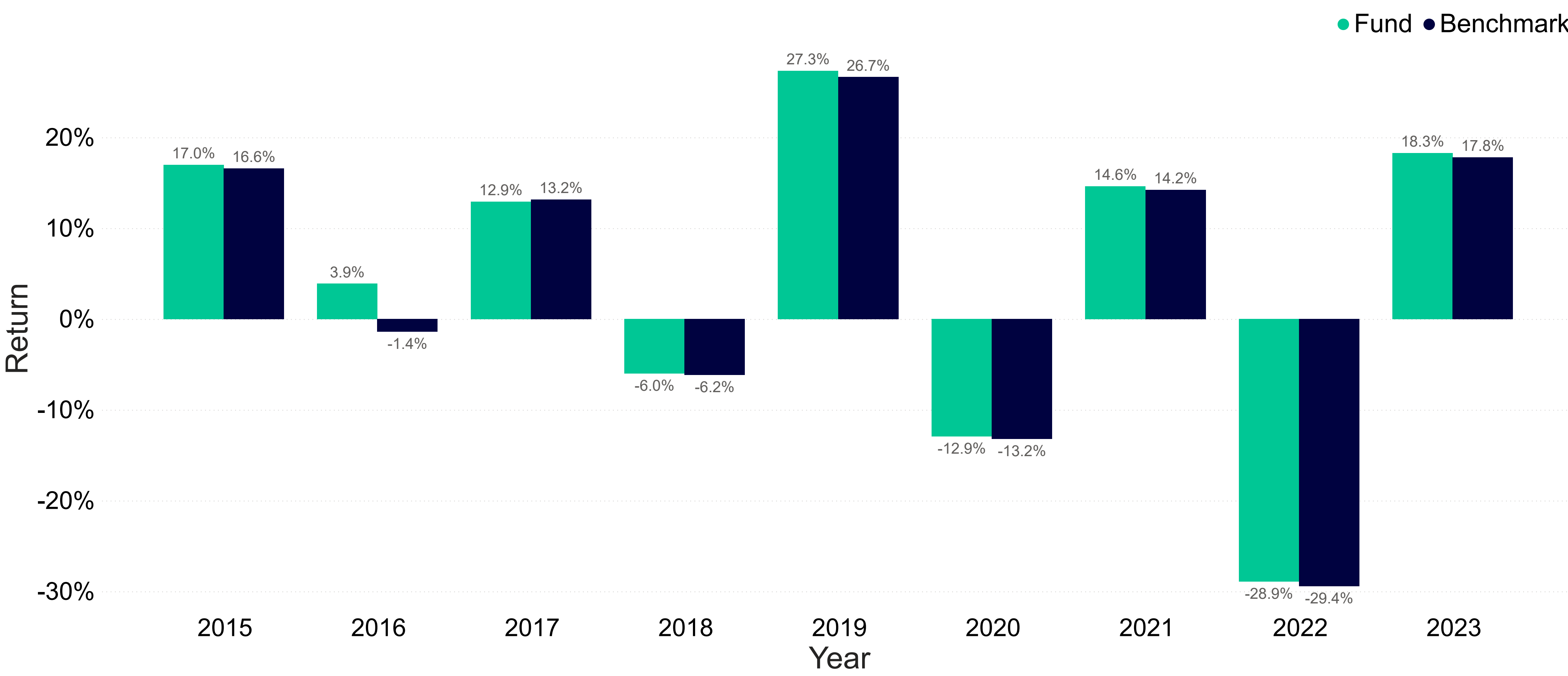
Holdings in Portfolio: 61

Price End of Month: €26.47

Lowest Price 12 Months: €20.67

Highest Price 12 Months: €27.70

Calendar Year Return (Net of Fees)



Fees & Charges

Management Fee: 0.300%

Service Fee: -

Performance Fee: -

Entry Fee: 0.230%

Exit Fee: 0.080%

Ongoing Charges: 0.300%

Returns (Net of Fees)

	Portfolio	Benchmark	Excess Return
Month-to-date	8.79%	8.92%	-0.12%
Year-to-date	-2.89%	-2.84%	-0.05%
3 Months Rolling	-2.89%	-2.84%	-0.05%
12 Months Rolling	20.48%	20.14%	0.34%
3 Year Annualised	-1.99%	-2.40%	0.41%
5 Year Annualised	-1.81%	-2.21%	0.40%
Since Inception	5.04%	4.13%	0.91%

Sustainability

SFDR Classification: Art. 8

Number of Exclusions: 0

Morningstar

Morningstar Rating: ★★★★★

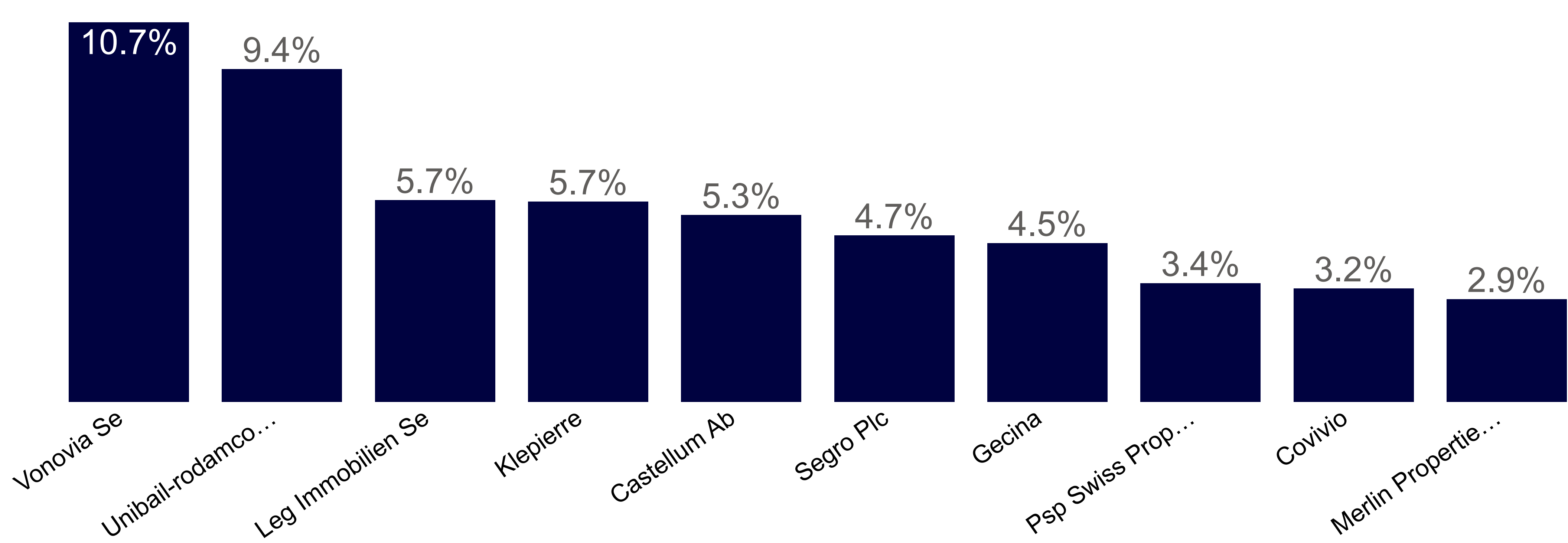
Morningstar Category: EAA Fund Property - Indirect Europe

Morningstar Peer Group Ranking: 19

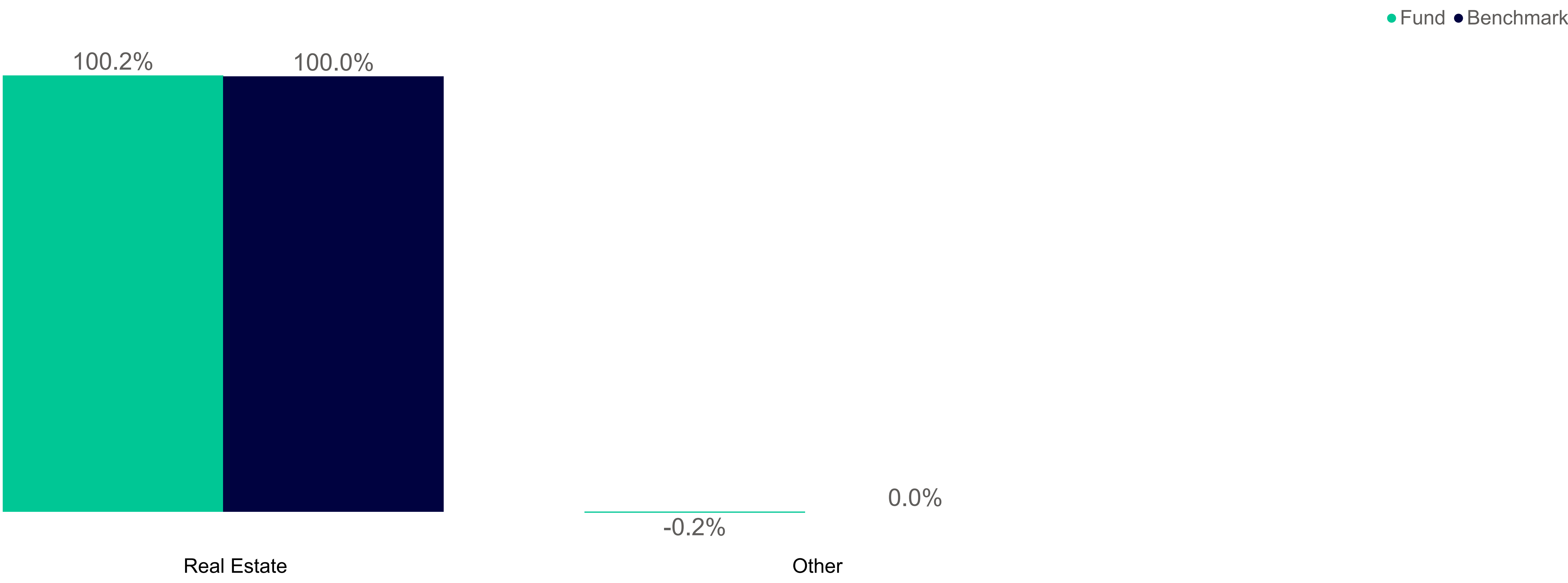
Risk Characteristics

	Portfolio	Benchmark
Standard Deviation 36M	26.14%	26.38%
Sharpe Ratio 36M	-0.12	-0.14
Tracking Error Ex Ante	0.11%	

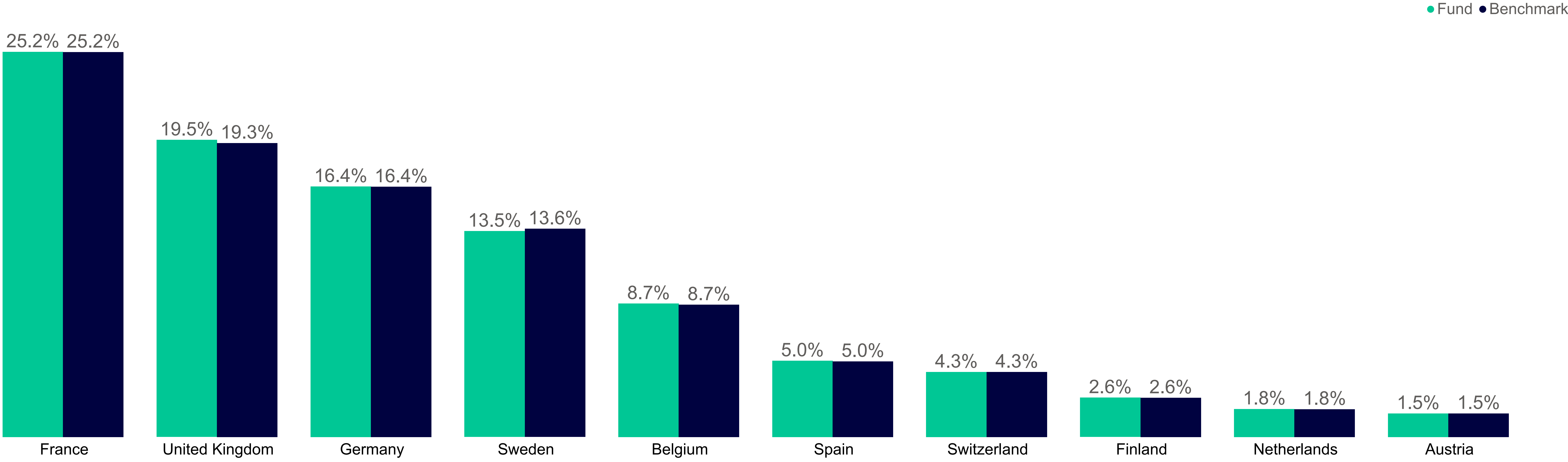
Top Holdings by Weight



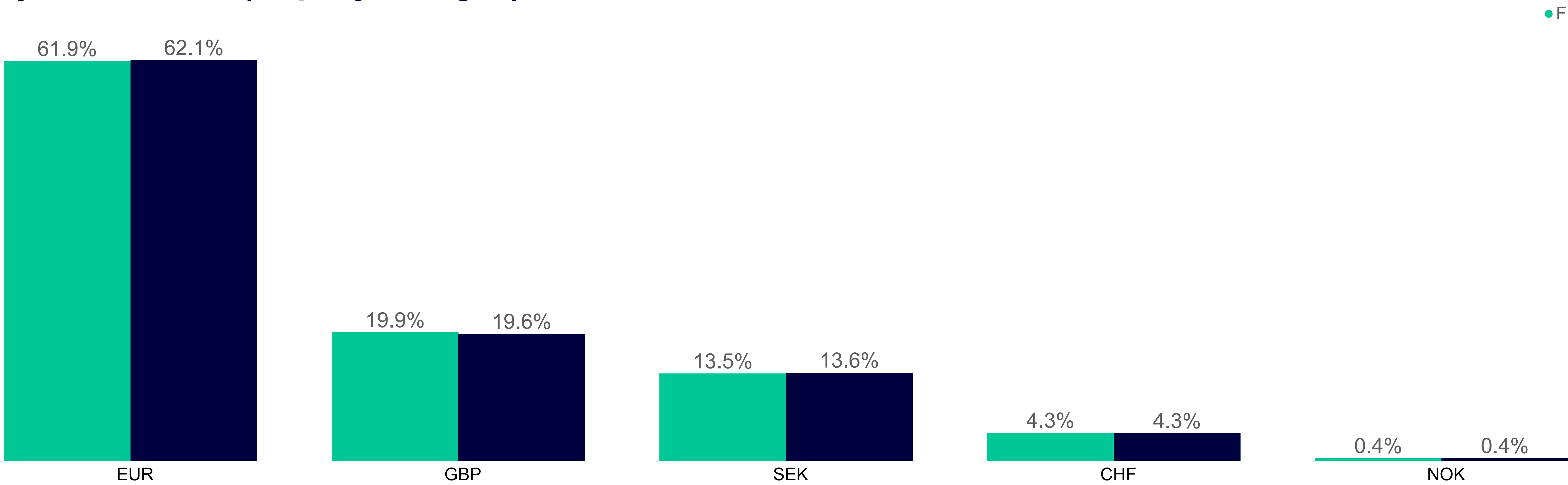
Sector Allocation (Top by Weight)



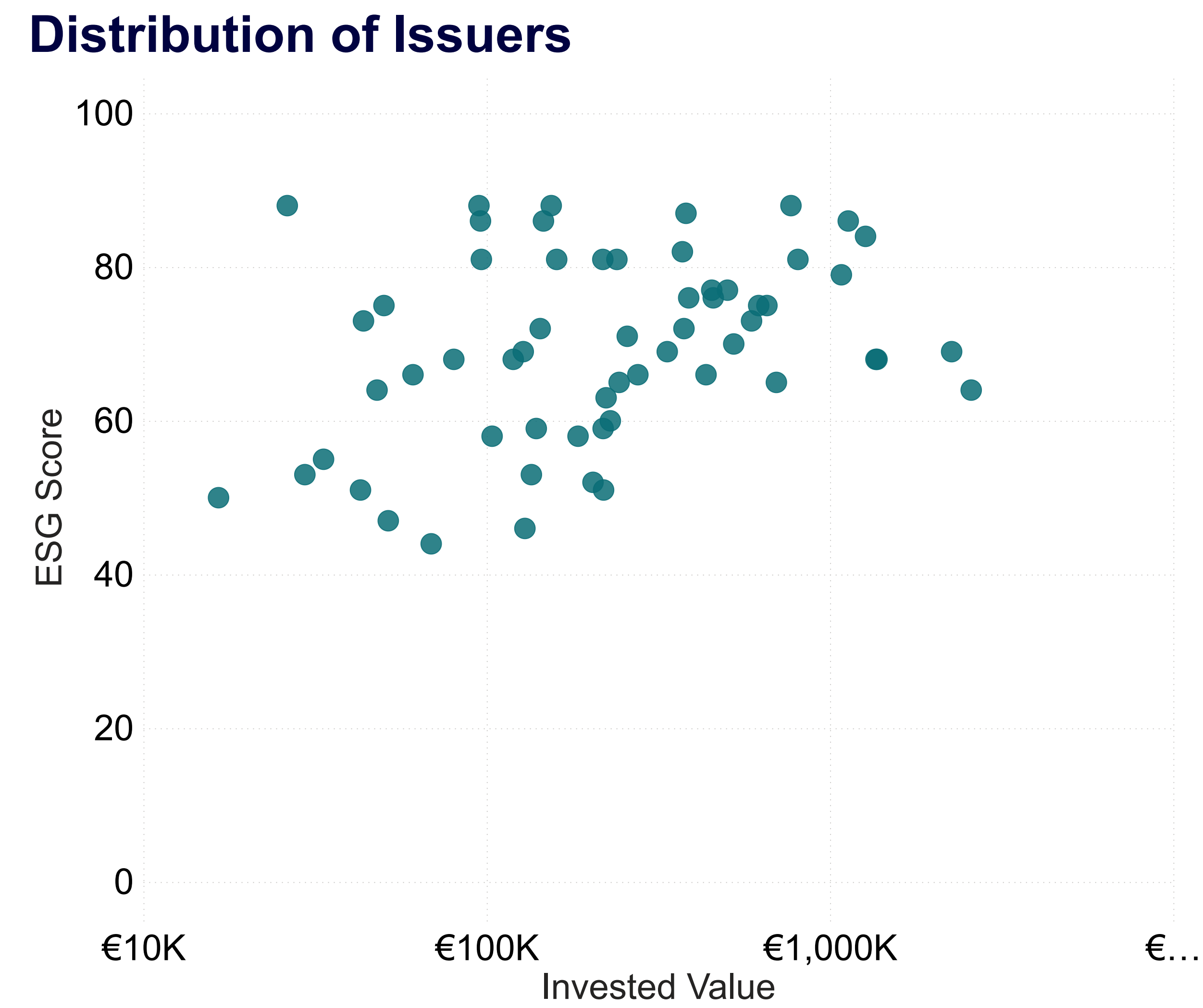
Country Allocation (Top by Weight)



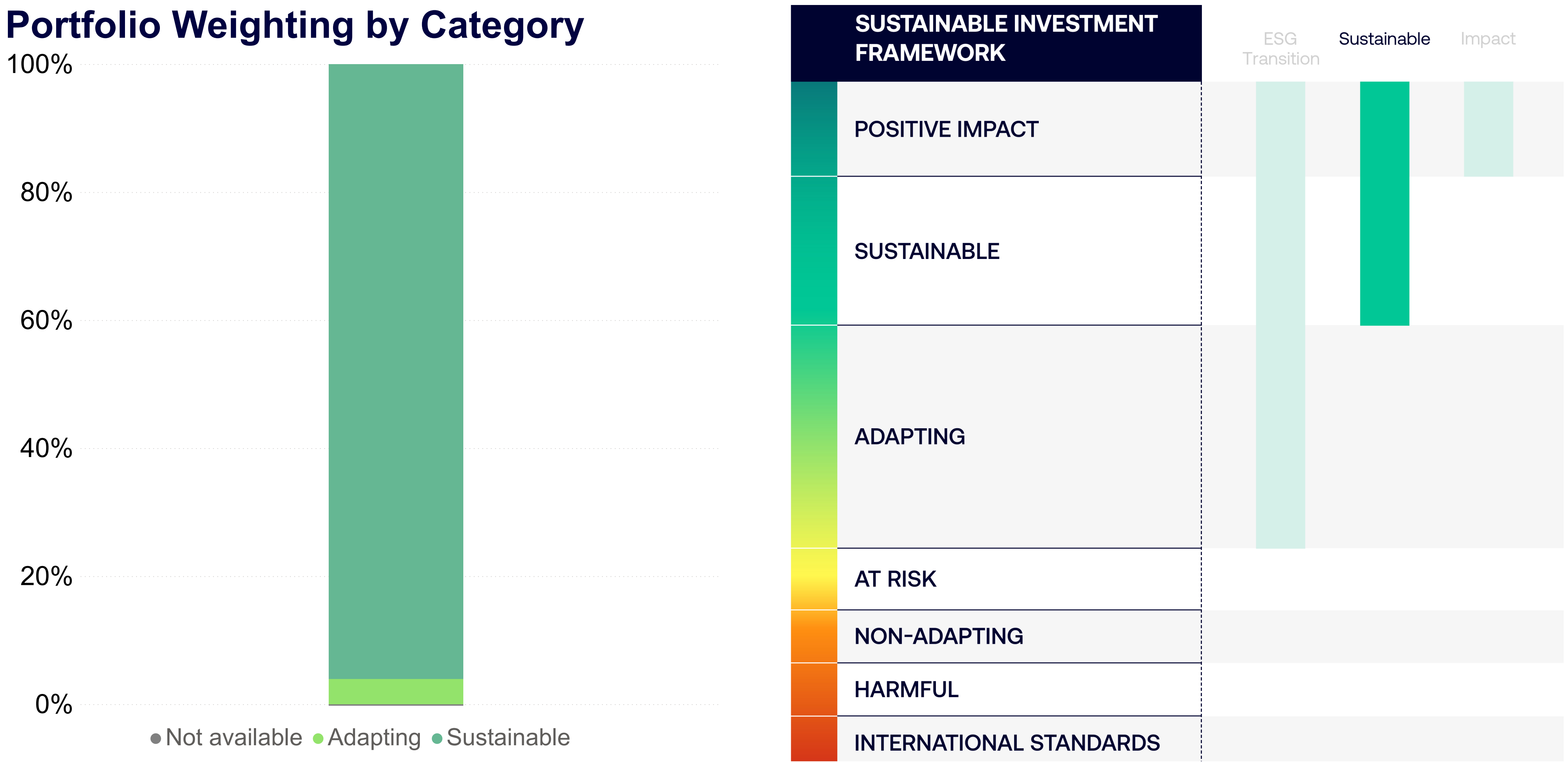
Currency Allocation (Top by Weight)



ESG Score: 72 out of 100



Sustainable Investment Framework



Engagement Topics



Carbon Footprint (Scope 1 and 2)



Engagement Metrics

New Engagements (Last 6 Months): -

Open Engagements: 0

Closed Successful Engagements: 10

Closed Unsuccessful Engagements: 0