



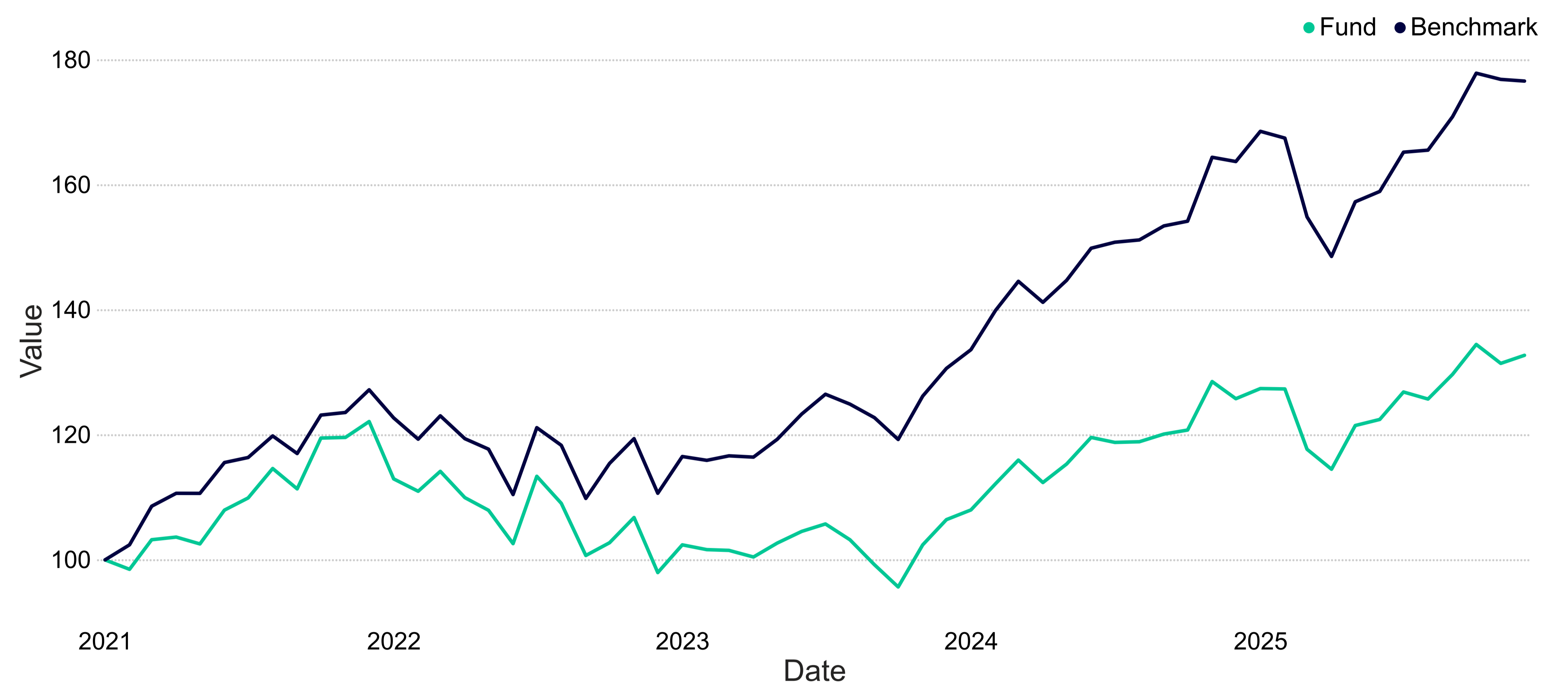
### Fund Profile

Cardano SDG Aligned Equity Global invests in shares of globally listed companies. The objective is to at least match the return of the benchmark using an active investment strategy, taking into account the Cardano Sustainable Investment Policy. The fund has a sustainable investment objective as referred to in Article 9 of the SFDR, pursuing one or more long-term Cardano Sustainability Objectives. Investments for this fund are only made in companies categorized as 'positive impact' or 'sustainable' based on the Cardano Sustainable Investment Policy. In addition, the goal of the Fund is to invest in companies with an observable contribution to at least one of the Sustainable Development Goals (SDGs) as agreed by the United Nations, without having any negative effect to any remaining SDGs. All companies in the investment universe are assigned an ESG score, combining to a weighted ESG score for the fund. Currency risk is not hedged.

### Key Information

**ISIN Code:** NL0010579124  
**Type of Fund:** Equity  
**Currency:** Euro  
**Stock Exchange Listing:** Euronext Amsterdam  
**Trading Frequency:** Daily  
**Fund Manager:** Cardano Asset Management N.V.  
**Investment Institution:** Cardano Investment Funds I  
**Country of Residence:** The Netherlands  
**Inception Date Fund:** 22/02/2018  
**Inception Date Participation Class:** 01/02/2023  
**Benchmark:** MSCI All Country World Index Net EUR

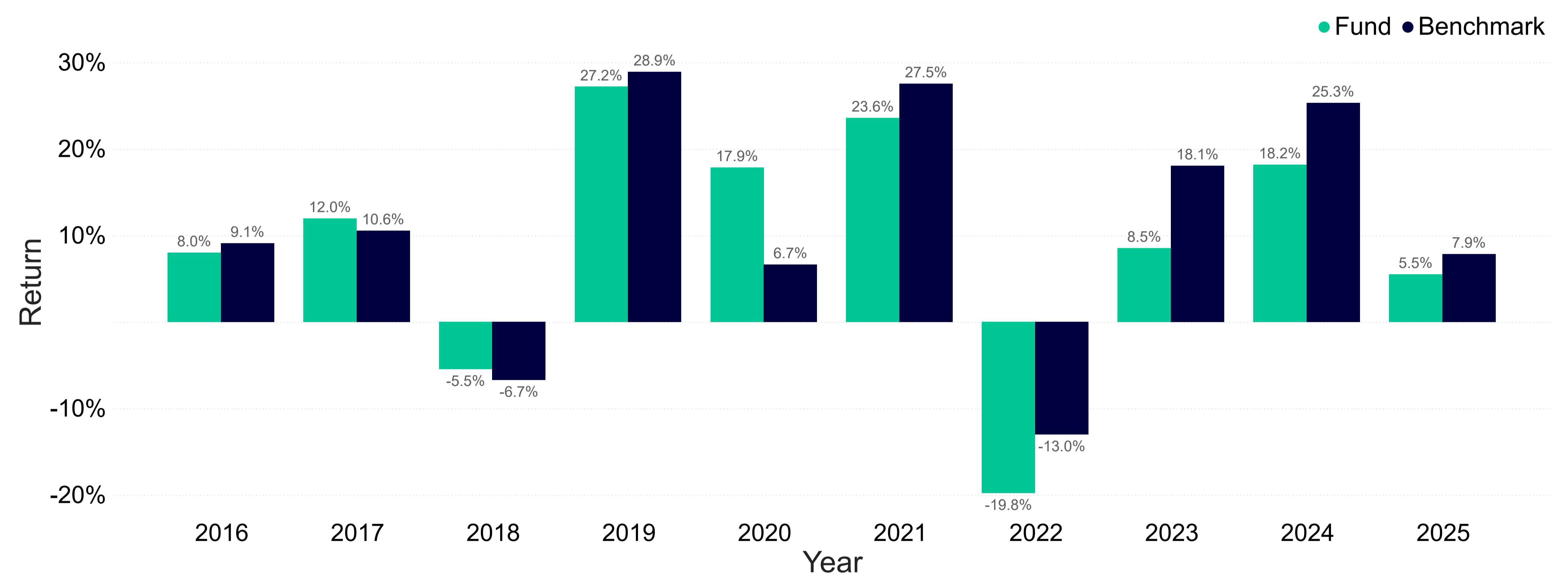
### Cumulative Performance (Net of Fees)



### Fund Facts

**NAV End of Month:** €55.99  
**Fund Size:** €295,368,751  
**Outstanding Participations:** 5,275,604  
**Dividend Paying:** Yes  
**Holdings in Portfolio:** 117  
**Price End of Month:** €56.31  
**Lowest Price 12 Months:** €45.27  
**Highest Price 12 Months:** €56.96

### Calendar Year Return (Net of Fees)



### Fees & Charges

**Ongoing Charges:** 0.720%  
**Management Fee:** 0.700%  
**Service Fee:** 0.020%  
**Entry Fee:** 0.080%  
**Exit Fee:** 0.030%

### Returns (Net of Fees)

	Portfolio	Benchmark	Excess Return
Month-to-date	0.99%	-0.15%	1.14%
Year-to-date	5.52%	7.86%	-2.34%
3 Months Rolling	2.35%	3.34%	-0.99%
12 Months Rolling	5.52%	7.86%	-2.34%
3 Year Annualised	10.61%	16.86%	-6.25%
5 Year Annualised	6.06%	12.11%	-6.05%
Since Inception	9.49%	10.90%	-1.41%

### Sustainability

**SFDR Classification:** Art. 9

### Morningstar

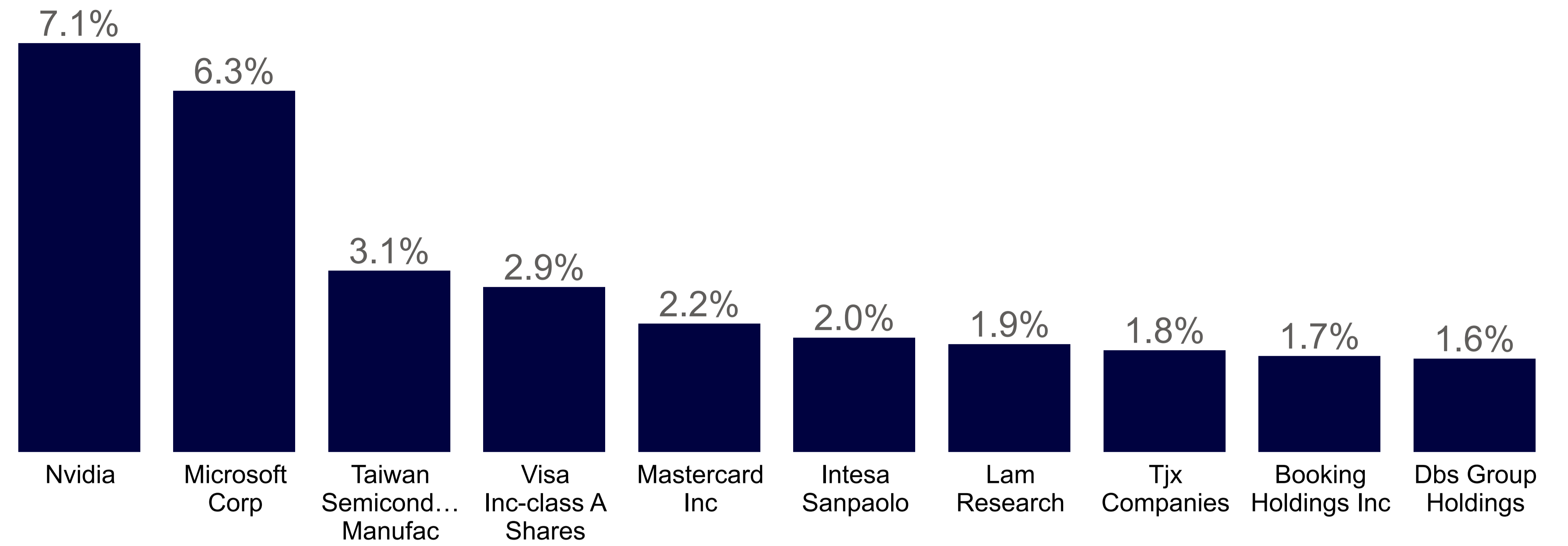
**Morningstar Rating:** ★★  
**Morningstar Category:** EAA Fund Global Large-Cap Blend Equity  
**Morningstar Peer Group Ranking:** 94

Factsheet as of end of December 2025

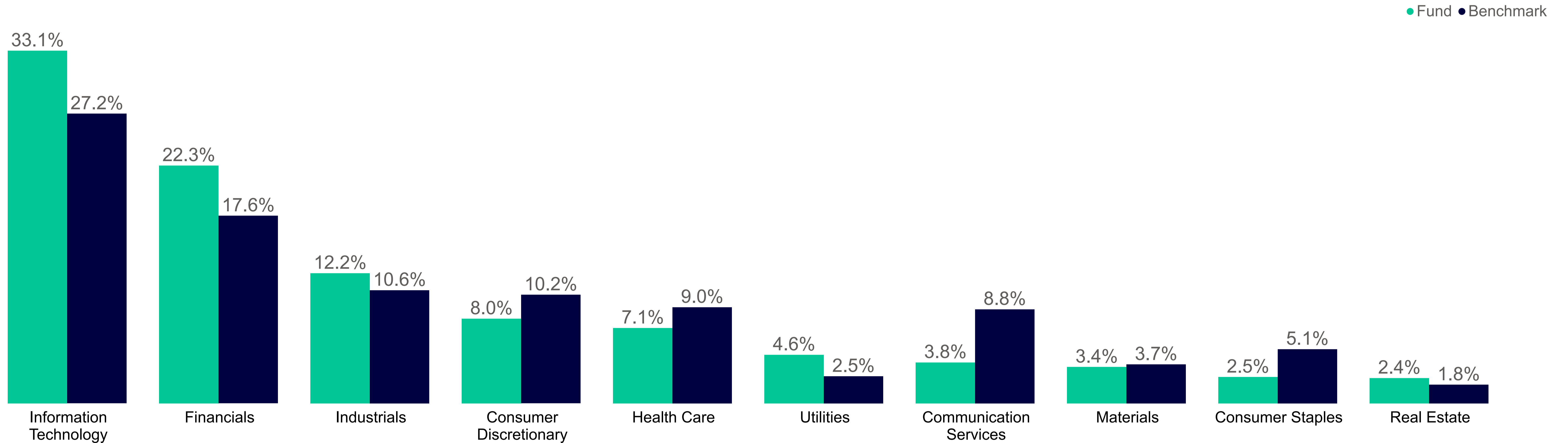
### Risk Characteristics

	Portfolio	Benchmark
Standard Deviation 36M	11.01%	10.39%
Sharpe Ratio 36M	0.64	1.21
Tracking Error Ex Ante	3.10%	
Active Share	78.48%	

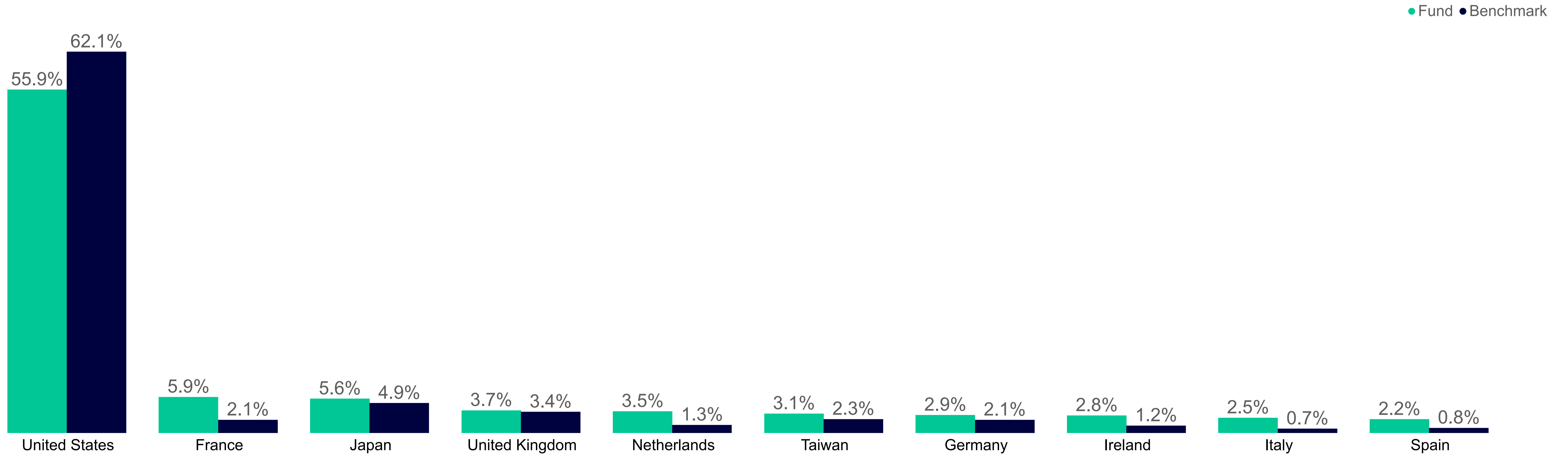
### Top Holdings by Weight



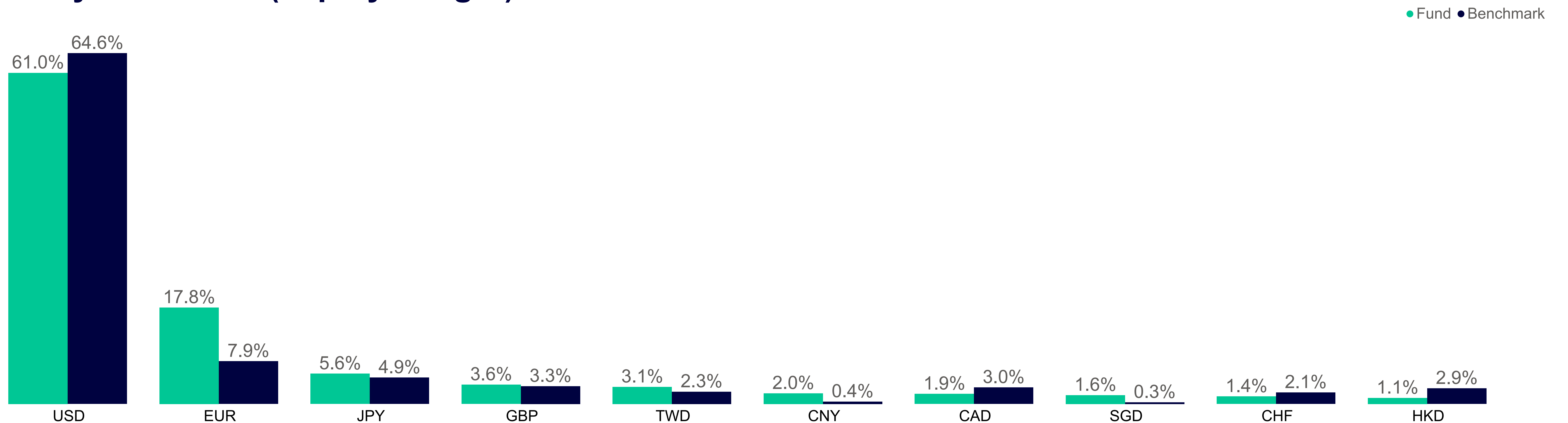
### Sector Allocation (Top by Weight)



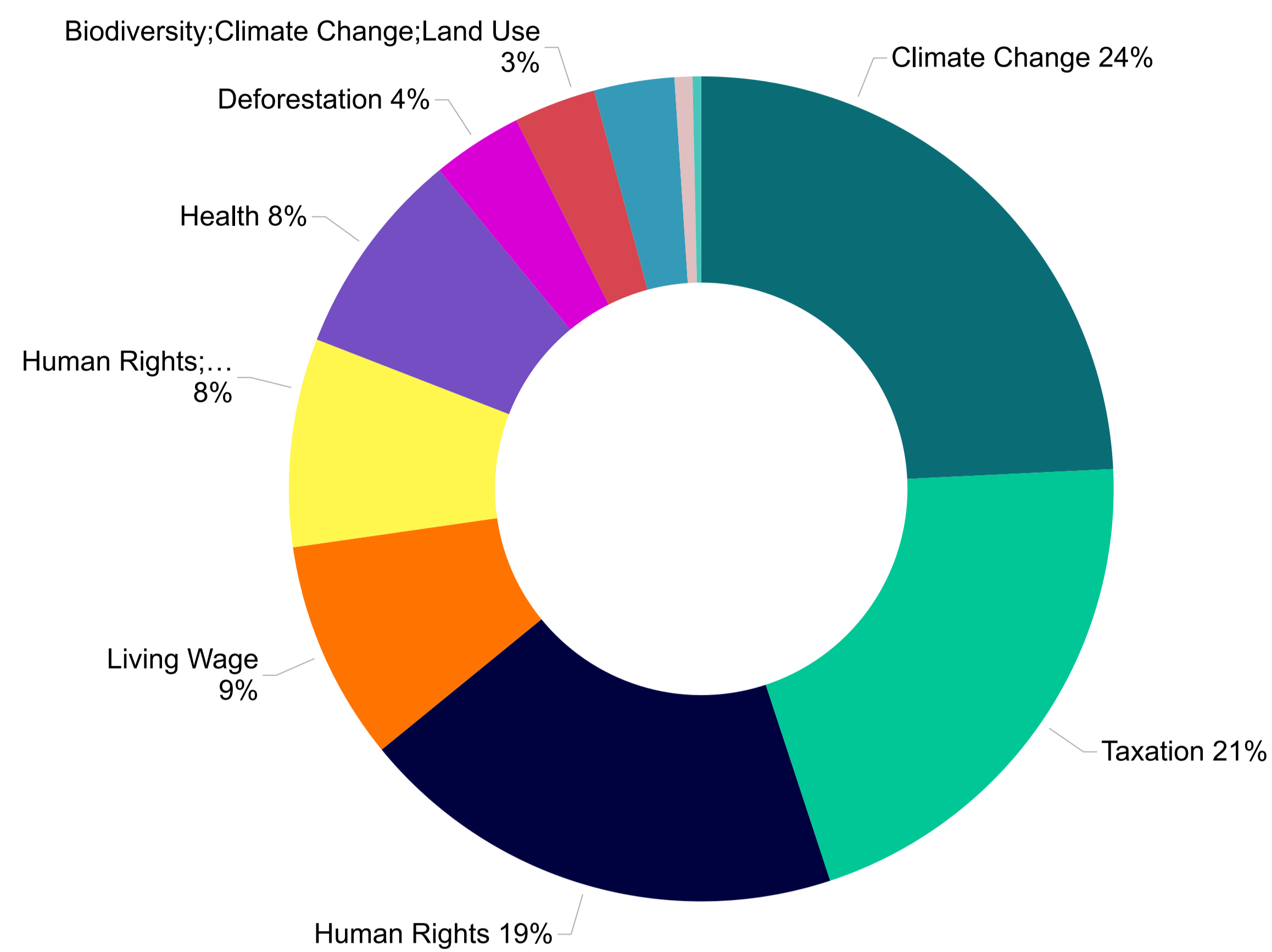
### Country Allocation (Top by Weight)



### Currency Allocation (Top by Weight)

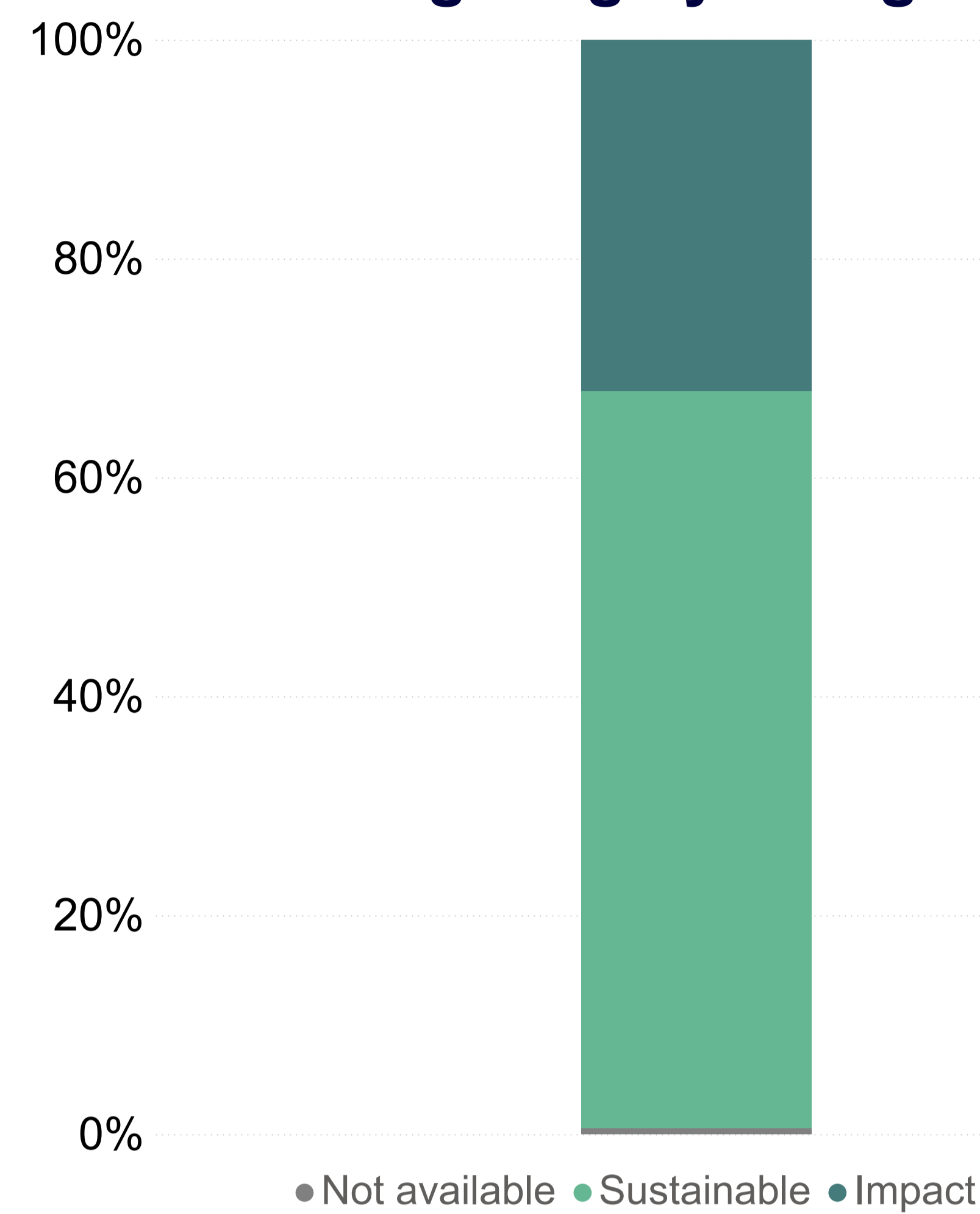


### Engagement Topics



### Sustainable Investment Framework

#### Portfolio Weighting by Category



### Engagement Metrics

New Engagements (Last 6 Months): -  
 Open Engagements: 32  
 Closed Successful Engagements: 0  
 Closed Unsuccessful Engagements: 6

### Carbon Footprint (Scope 1 and 2)

