



### Fund Profile

Cardano ESG Transition Enhanced Index Equity Europe invests in listed equities of companies from member States of the European Union, United Kingdom, Switzerland and Norway. The objective is to approach the benchmark return as much as possible through a systematic investment approach, taking into account the Cardano Sustainable Investment Policy. The fund promotes environmental and social characteristics as referred to in Article 8 of the SFDR, pursuing one or more long-term Cardano Sustainability Objectives. Investments for this fund are made only in companies categorized by Cardano as 'adaptive', 'sustainable' or 'positive impact', so that investments are made both in companies that are already sustainable as in companies that are willing and able to make the transition to a sustainable world. This results in a deviation (tracking error) from the index. The cash that become available due to the exclusions, is invested such that the tracking error is minimized. All companies in the investment universe are assigned an ESG score, combining to a weighted ESG score for the fund. The currency risk is not hedged.

### Key Information

ISIN Code: NL0014332553

Type of Fund: Equity

Currency: Euro

Stock Exchange Listing: Euronext Amsterdam

Trading Frequency: Daily

Fund Manager: Cardano Asset Management N.V.

Investment Institution: Cardano Investment Funds I

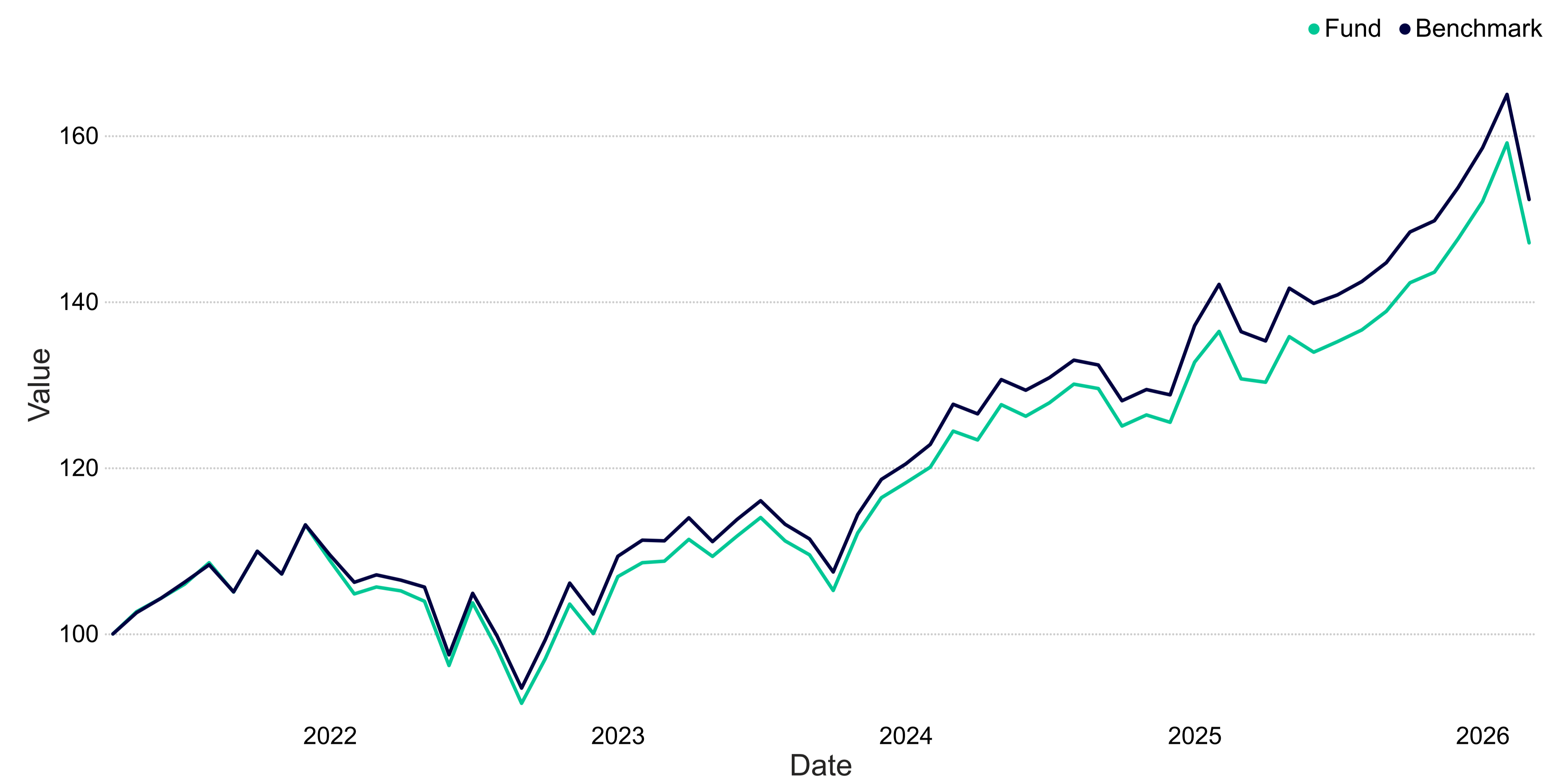
Country of Residence: The Netherlands

Inception Date Fund: 12/06/2008

Inception Date Participation Class: 01/02/2023

Benchmark: MSCI Europe Index Net EUR

### Cumulative Performance (Net of Fees)



### Fund Facts

NAV End of Month: €30.42

Total Fund Size: €791,026,574

Total Value Participation Class: €791,026,576

Outstanding Participations: 26,004,909

Dividend Paying: Yes

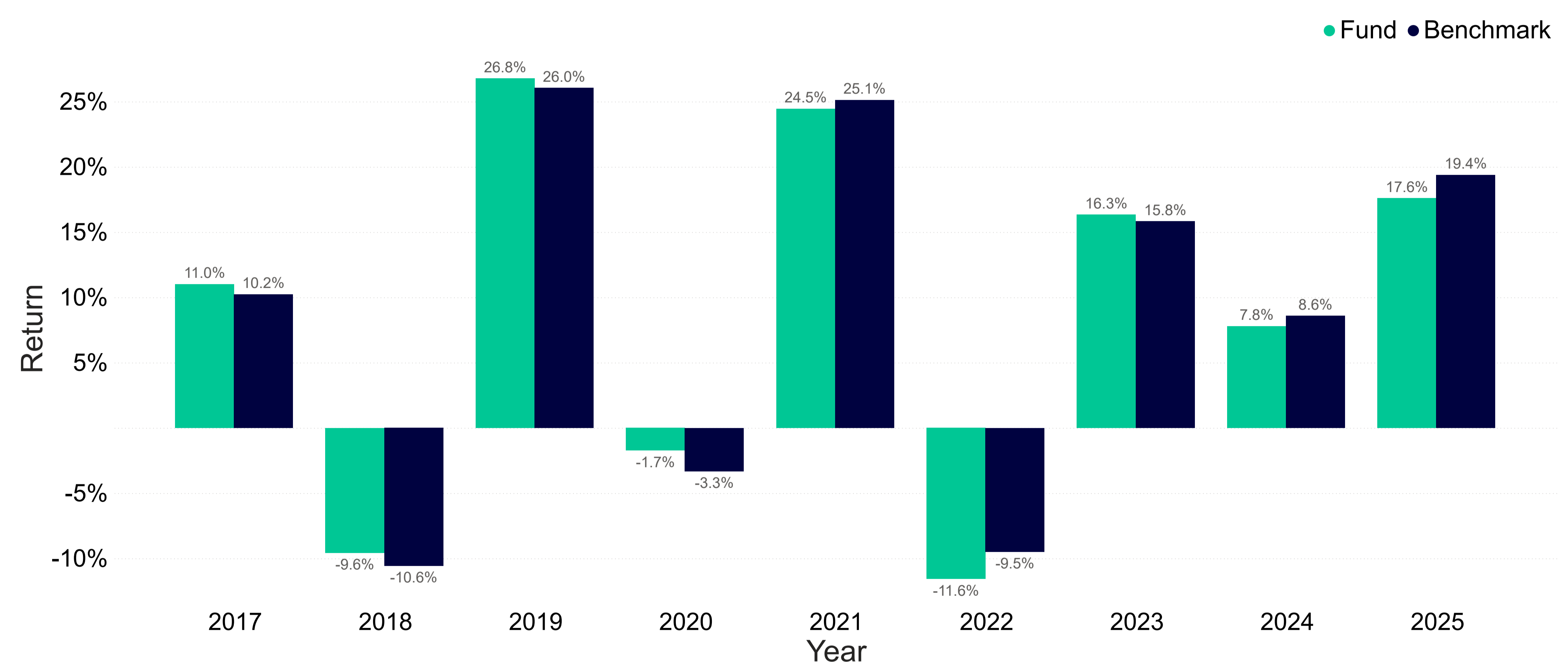
Holdings in Portfolio: 371

Price End of Month: €30.36

Lowest Price 12 Months: €25.15

Highest Price 12 Months: €32.98

### Calendar Year Return (Net of Fees)



### Fees & Charges

Ongoing Charges: 0.100%

Management Fee: 0.080%

Service Fee: 0.020%

Entry Fee: 0.220%

Exit Fee: 0.020%

### Returns (Net of Fees)

|                   | Portfolio | Benchmark | Excess Return |
|-------------------|-----------|-----------|---------------|
| Month-to-date     | -7.57%    | -7.68%    | 0.11%         |
| Year-to-date      | -0.33%    | -0.94%    | 0.61%         |
| 3 Months Rolling  | -0.33%    | -0.94%    | 0.61%         |
| 12 Months Rolling | 12.53%    | 11.67%    | 0.87%         |
| 3 Year Annualised | 10.59%    | 11.05%    | -0.47%        |
| 5 Year Annualised | 8.43%     | 9.23%     | -0.79%        |
| Since Inception   | 6.59%     | 6.36%     | 0.23%         |

### Sustainability

SFDR Classification: Art. 8

Number of Exclusions: 41

### Morningstar

Morningstar Rating: ★★★★★

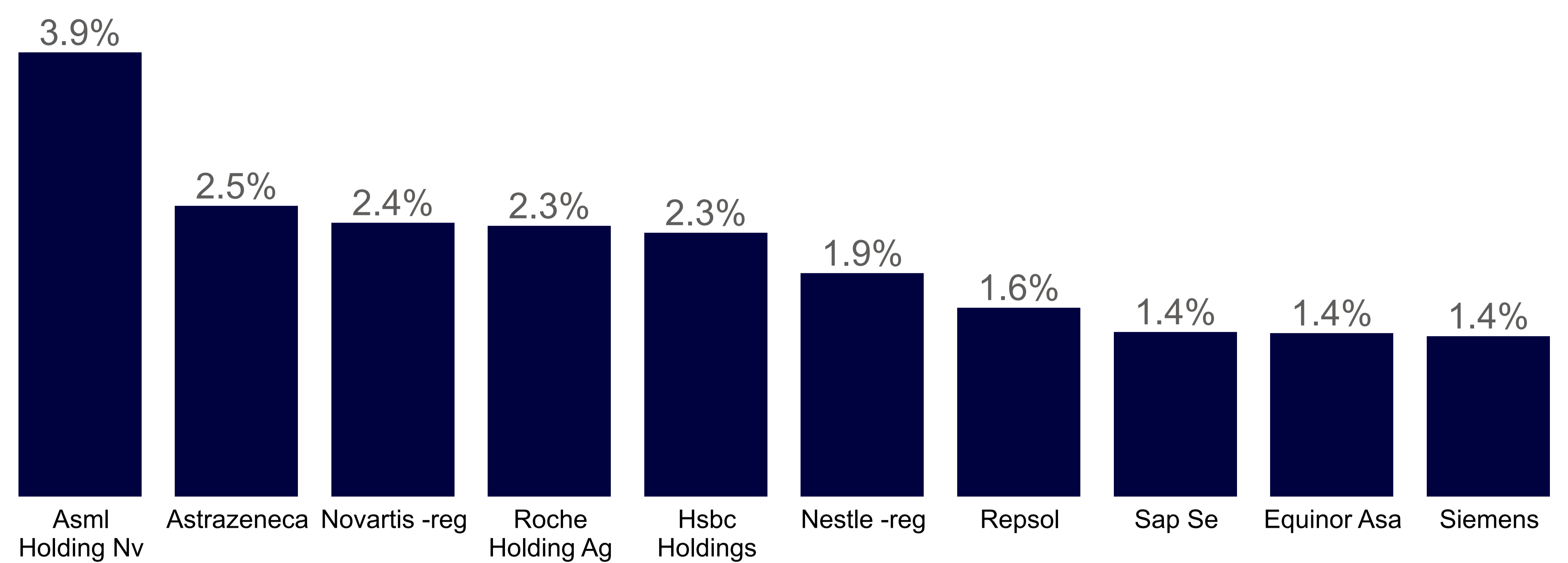
Morningstar Category: EAA Fund Europe Large-Cap Blend Equity

Morningstar Peer Group Ranking: 32

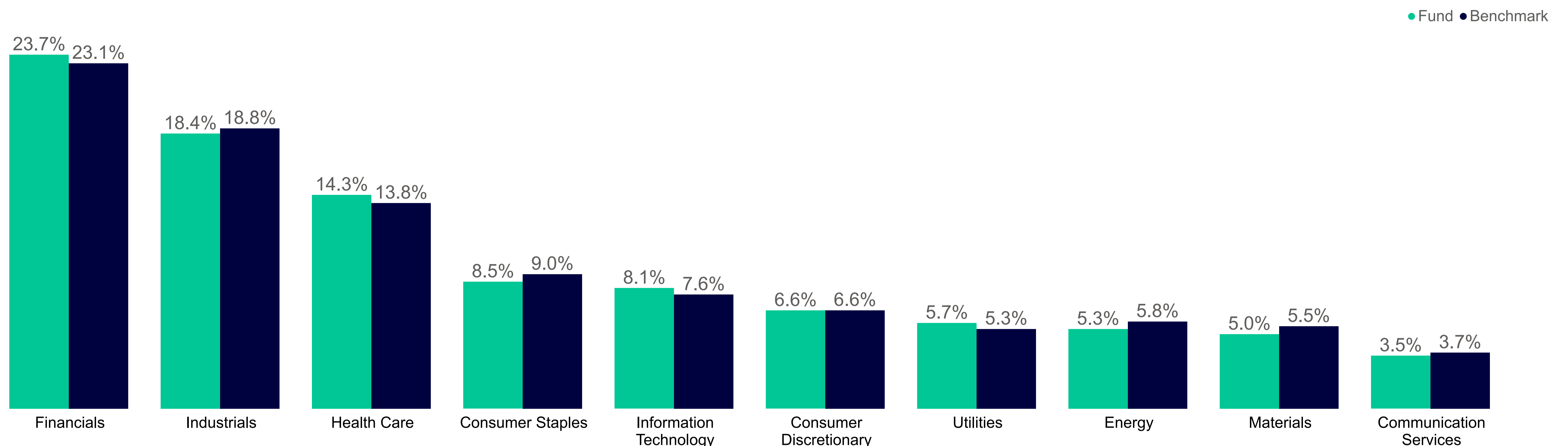
### Risk Characteristics

|                        | Portfolio | Benchmark |
|------------------------|-----------|-----------|
| Standard Deviation 36M | 10.28%    | 10.44%    |
| Sharpe Ratio 36M       | 0.69      | 0.72      |
| Tracking Error Ex Ante | 1.18%     |           |

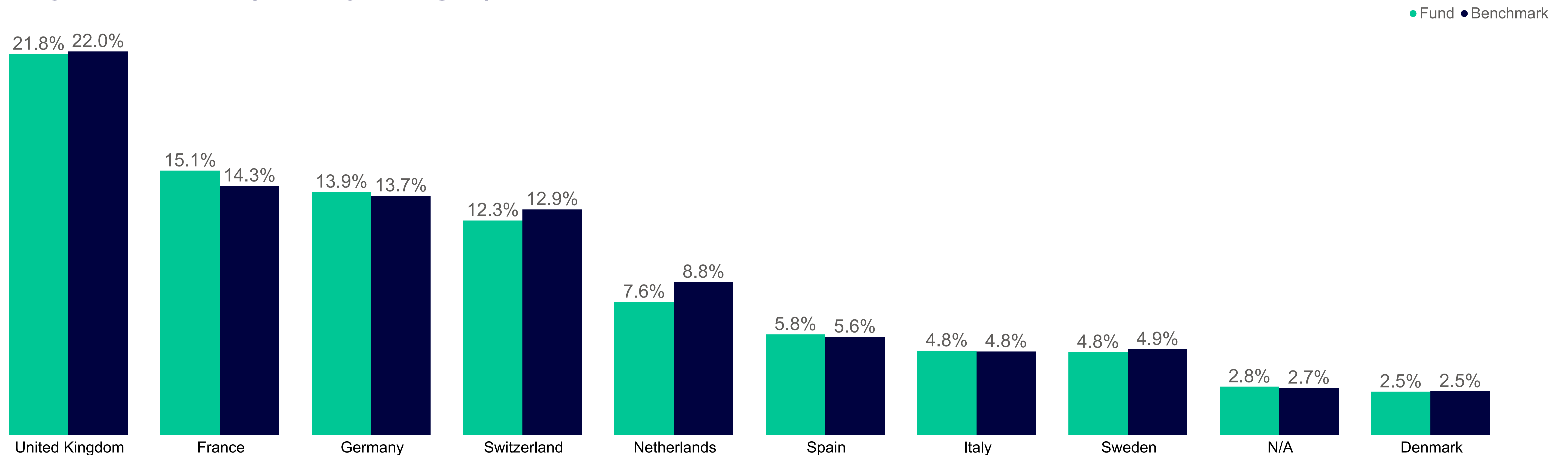
### Top Holdings by Weight



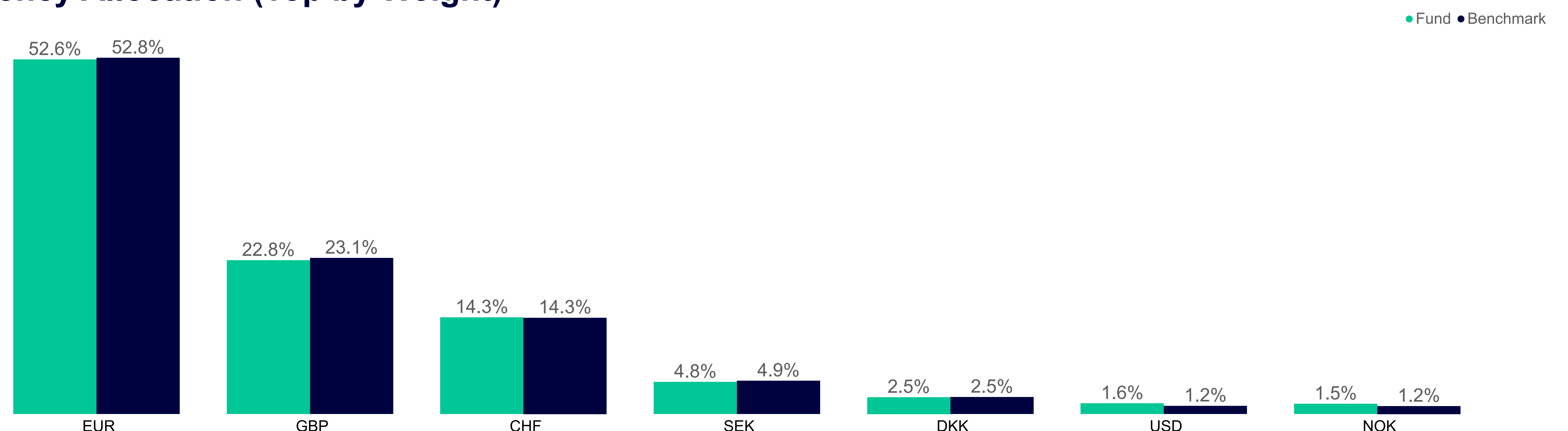
### Sector Allocation (Top by Weight)



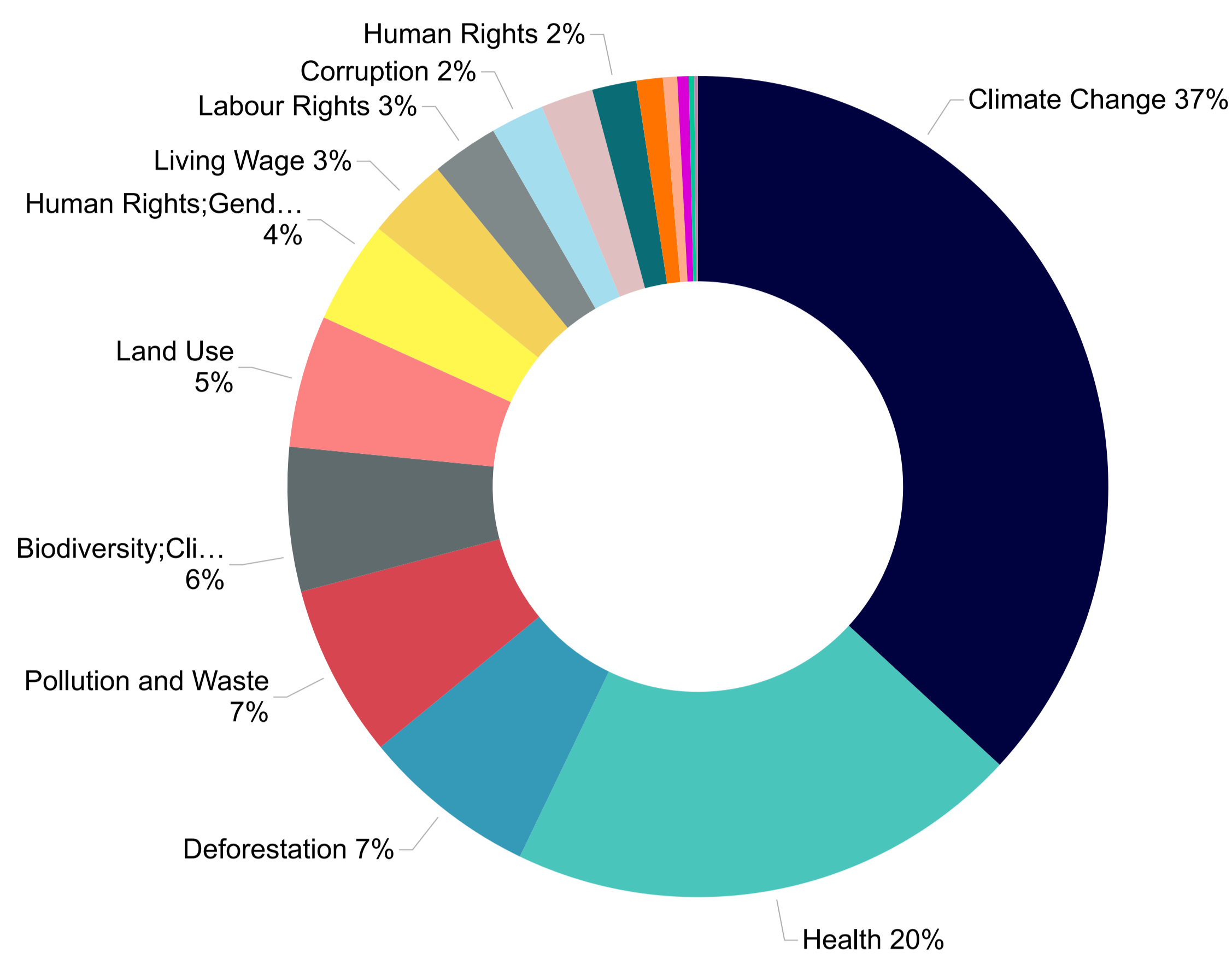
### Country Allocation (Top by Weight)



### Currency Allocation (Top by Weight)

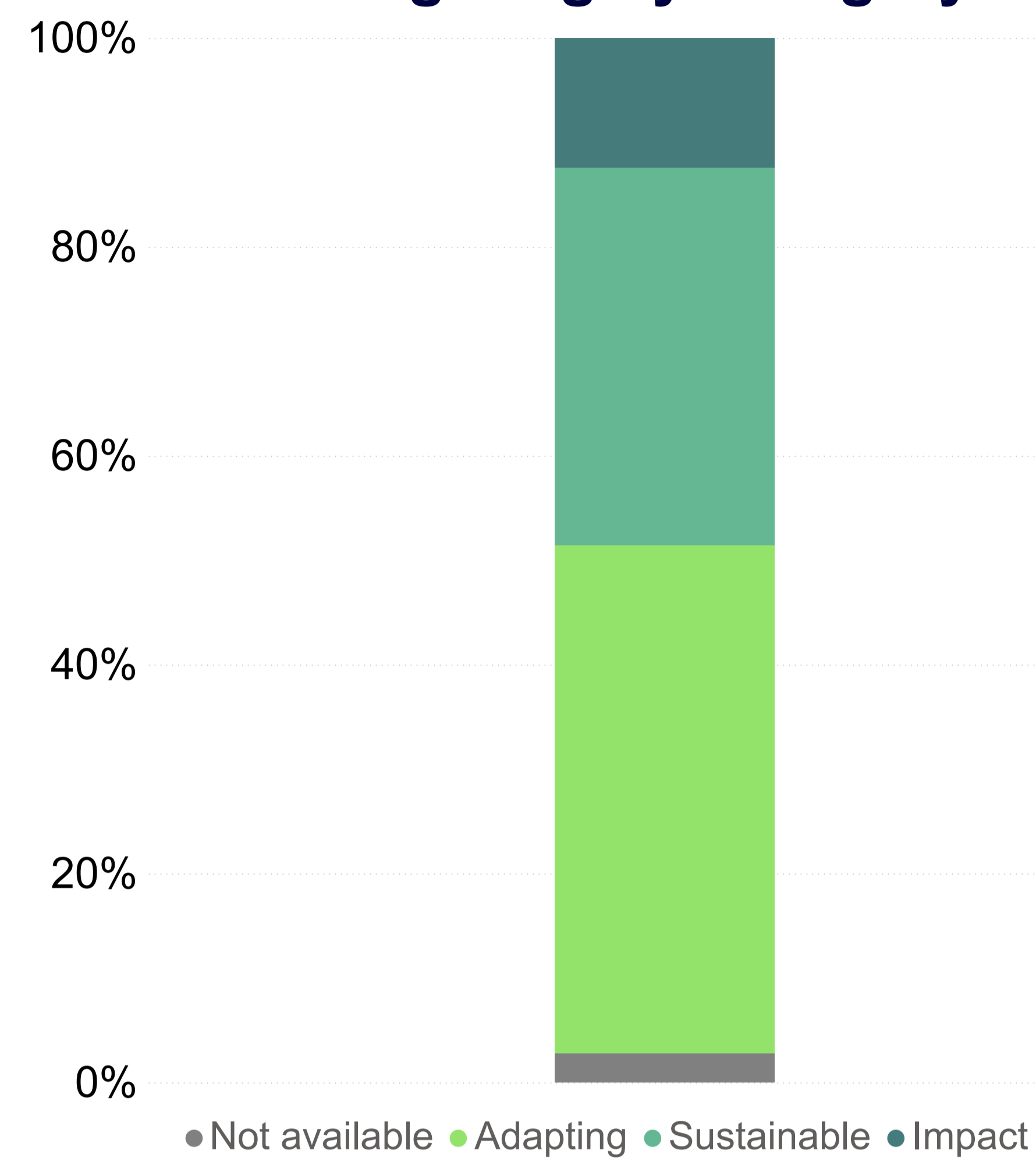


### Engagement Topics



### Sustainable Investment Framework

#### Portfolio Weighting by Category



### Engagement Metrics

- New Engagements (Last 6 Months): 0
- Open Engagements: 128
- Closed Successful Engagements: 7
- Closed Unsuccessful Engagements: 21

### Carbon Footprint (Scope 1 and 2)

